



**Bangladesh Merchant
Bankers Association**

Weekly Market Report

05th November to 09th November, 2023

Week 44 of the Calendar Year

Contents

- 1. Market Commentary***
- 2. Related Market Policies***
- 3. Secondary Market Highlights***
- 4. Primary Market Highlights***
- 5. World Stock Markets***



01. Market Commentary

DSEX ended in green for the week increasing by 3.94 points (0.06%) compared to the previous week. It stands at 6271.84 points.

The index went positive in the opening trading day of the week. However, for the rest of the week, index has experienced slight fluctuations rising and falling by miniscule single digit points. Investors' selling pressure remained dominant due to waning macroeconomic concerns and potential future political instability. Some investors continued capitalizing on buying cheap stocks based on corporate declarations but the selling pressure remained supreme.

Investor participation increased this week by around 18% increasing the Average Daily Turnover level above BDT 500 Crore mark. Investors' trades in this week mostly focused on Food & Allied, General Insurance and Engineering scrips. The Tannery and Paper sector registered above 2.5% return. While Jute sector scrips endured the largest decline.

Considering yearly Index chart scenario, DSEX has fallen by 1.23% YoY and currently moving in a sideways channel ranging from 6167 and 6437 points with an upside momentum of 0.68% since October 09th. DSEX faces an immediate resistance zone at 6325 points, while maintaining a support zone at 6225 points.

Market capitalization stands at USD 70.2 Billion*.

*(USD 1 = BDT 111.00 as on November 09, 2023).



02. Related Market Policies

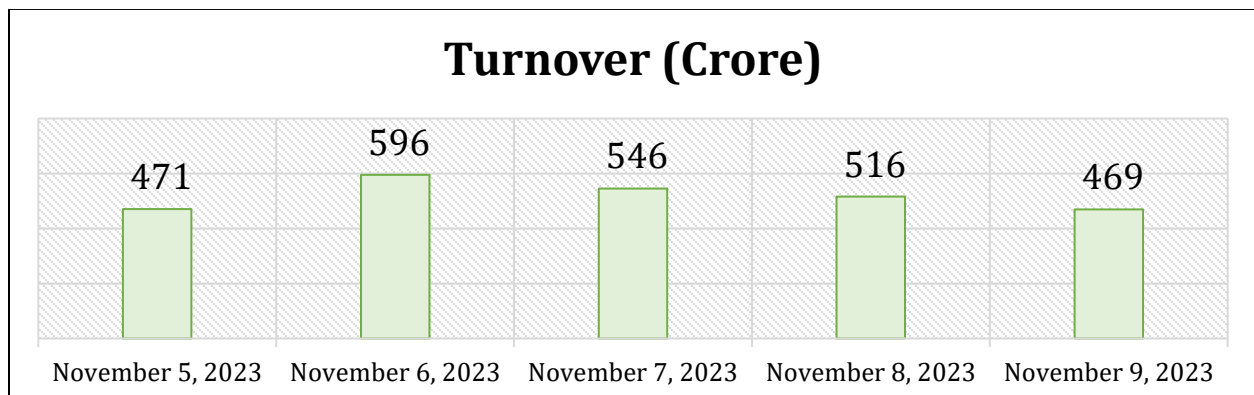
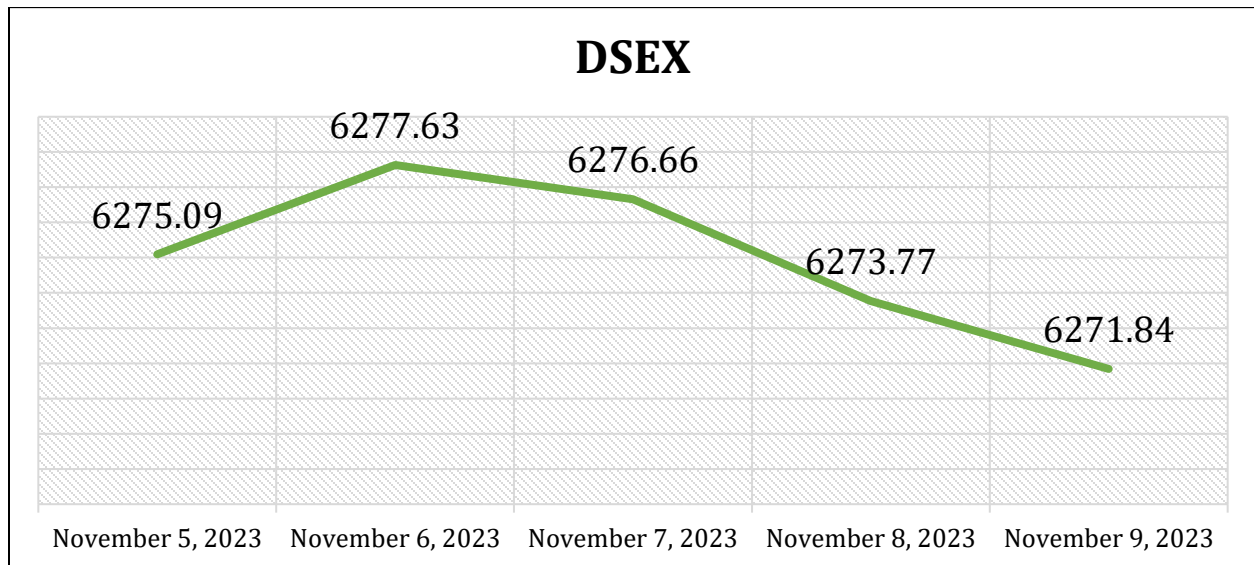
There were no related market policies published in the week.



03. Secondary Market Highlights

Index Scenario

Indices	Current Week Nov 09 2023	Previous Week Nov 02 2023	Change	% Change
DSEX	6271.84	6267.90	3.94	0.06%
DS30	2127.84	2133.74	-5.90	-0.28%
DSES	1362.50	1359.18	3.32	0.24%





Market Statistics

Particulars	Current Week (Nov 05 - Nov 09 2023)	Previous Week (Oct 29 - Nov 02 2023)	Change	% Change
Average Daily Turnover (Crore)	520	439	80	18.33%
Market P/E (Weighted Average)	14.49	14.51	-0.02	-0.14%
Market Cap. to GDP	17.55%	17.67%	-0.12%	-

N.B.

GDP is BDT 4,439,273.30 Crore (Provisional) as of 2022-23 according to BBS.

Market Valuation

Particulars	Value				% Share in Value			
	Current Week Nov 09 2023	Previous Week Nov 02 2023	Change	% Change	Current Week Nov 09 2023	Previous Week Nov 02 2023	Change	% Change
Market Capitalization (Crore)	779,210	784,529	-5,319	-0.68%	-	-	-	-
Equity Market Capitalization (Crore)	447,667	447,971	-304	-0.07%	57.45%	57.10%	0.35%	0.61%
Mutual Fund Market Capitalization (Crore)	3,957	4,068	-111	-2.72%	0.51%	0.52%	-0.01%	-2.06%
Debt Market Capitalization (Crore)	327,586	332,490	-4,904	-1.47%	42.04%	42.38%	-0.34%	-0.80%



Sector Valuation

Sector	Current Week Market Cap. (Crore) Nov 09 2023	Previous Week Market Cap. (Crore) Nov 02 2023	Change	% Change
Bank	68,437	68,572	-135	-0.20%
Cement	12,177	12,132	46	0.38%
Ceramics Sector	3,145	3,145	0	0.00%
Engineering	52,930	52,679	251	0.48%
Financial Institutions	18,693	18,688	5	0.03%
Food & Allied	39,778	39,823	-45	-0.11%
Fuel & Power	44,935	44,831	104	0.23%
Insurance	17,970	17,974	-4	-0.02%
IT Sector	3,848	3,910	-63	-1.60%
Jute	424	466	-42	-9.08%
Miscellaneous	22,687	22,443	243	1.08%
Mutual Funds	3,957	4,068	-111	-2.72%
Paper & Printing	3,924	3,825	99	2.59%
Pharmaceuticals & Chemicals	71,870	71,150	721	1.01%
Services & Real Estate	2,793	2,797	-4	-0.15%
Tannery Industries	3,648	3,317	331	9.97%
Telecommunication	58,023	58,023	0	0.00%
Textile	17,169	17,157	12	0.07%
Travel & Leisure	4,452	4,598	-146	-3.18%
Corporate Bond	3,025	3,025	0	0.00%
Debenture	10	10	0	0.00%
G-Sec (T. Bond)	N/A	N/A	N/A	N/A



Top 5 of The Week

Gainers		Losers		Turnover Leaders	
<i>Security</i>	<i>% Change</i>	<i>Security</i>	<i>% Change</i>	<i>Security</i>	<i>% Share</i>
Khulna Printing and Packaging Limited	52.14%	Capitec Grameen Bank Growth Fund	-33.65%	Fu Wang Food Ltd.	5.86%
Khan Brothers PP Woven Bag Industries Ltd.	40.30%	Eastern Lubricants Ltd.	-12.98%	Emerald Oil Industries Limited	3.98%
Olympic Accessories Limited	35.35%	Libra Infusions Limited	-12.85%	Deshbandhu Polymer Limited	2.96%
Apex Footwear Limited	22.73%	National Tea Company Limited	-12.72%	Beach Hatchery Ltd.	2.77%
Eastern Insurance Co. Ltd.	19.91%	Ambee Pharmaceuticals PLC	-11.69%	Union Insurance Company Limited	2.69%



Price to Earnings Ratio of Sectors and Companies

Sectoral Price to Earnings Ratio			
SL	Sectors	No. of Listed Companies/Funds	P/E
1	Bank	35	7.1
2	Fuel & Power	23	16.4
3	Travel & Leisure	4	17.2
4	Miscellaneous	14	17.4
5	Services & Real Estate	4	18.9
6	Pharmaceuticals & Chemicals	33	20.9
7	Cement	7	23.5
8	Financial Institutions	23	25.1
9	IT Sector	11	25.2
10	Textile	58	27.9
11	Telecommunication	3	33.4
12	Engineering	42	34.0
13	Ceramics Sector	5	39.2
14	Mutual Funds	37	41.8
15	Tannery Industries	6	47.2
16	Food & Allied	21	51.6
17	Paper & Printing	6	52.0
18	Jute	3	93.7
19	Insurance	57	94.4

*N/M = Not Meaningful.

P/E of Listed Scrips based on Latest Interim Financials				P/E of Listed Scrips based on Latest Interim Financials			
Sl.	Ticker Symbol	Close Price	Basic P/E	Sl.	Ticker Symbol	Close Price	Basic P/E
1	PUBALIBANK	26.5	3.33	35	SQURPHARMA	210	9.81
2	PREMIERBAN	12.8	3.79	36	NCCBLMF1	6.9	10.05
3	JAMUNABANK	20.9	3.82	37	RELIANCINS	76	10.07
4	SHAHJABANK	18.3	4.15	38	MJLBD	88	10.08
5	SOUTHEASTB	13.3	4.26	39	PTL	77	10.25
6	NCCBANK	13.1	4.27	40	BXPHARMA	146.2	10.5
7	MERCANBANK	13.3	4.73	41	CONFIDCEM	89	10.66
8	FIRSTSBANK	8.9	4.87	42	GP	286.6	10.67
9	EXIMBANK	10.4	4.94	43	ONEBANKLTD	9.5	10.96
10	UNIONBANK	8.9	4.94	44	NRBCBANK	16.8	11.08
11	BANKASIA	20.2	4.95	45	FEKDIL	17.2	11.24
12	DHAKABANK	12.5	4.99	46	DBH	56.7	11.62
13	MPETROLEUM	205.3	5.02	47	SQUARETEXT	67.5	11.62
14	CITYBANK	21.4	5.19	48	LHBL	70.4	11.76
15	PRIMEBANK	21.1	5.19	49	IFIC	11.2	12
16	SHURWID	14.1	5.6	50	SUMITPOWER	34	12.44
17	GIB	8.6	5.61	51	GREENDELTA	68.8	12.46
18	PADMAOIL	209.9	5.68	52	PIONEERINS	68.1	12.64
19	MTB	15.5	5.99	53	SBACBANK	10.5	13.13
20	UTTARABANK	22	6.18	54	ABBANK	9.7	13.23
21	EBL	29.4	6.25	55	GBBPOWER	15.1	13.73
22	JAMUNAOIL	181	6.52	56	IBNSINA	286.6	13.73
23	BSC	107.6	6.66	57	BSCCL	218.9	14.41
24	UCB	12.4	7.75	58	IDLC	46.5	14.47
25	ACMELAB	85	7.81	59	PRAGATIINS	59.9	14.93
26	TRUSTBANK	31.7	7.93	60	UTTARAFIN	33.8	15.09
27	DUTCHBANGL	59.1	8.02	61	MIDLANDBNK	11.7	15.13
28	BSRMSTEEL	63.9	8.07	62	AAMRANET	55.6	15.27
29	BRACBANK	35.8	8.24	63	ALARABANK	24.1	15.32
30	ISLAMIBANK	32.6	8.99	64	MIRAKHTER	50.8	15.35
31	BSRMLTD	90	9.22	65	ASIAINS	52.1	15.38
32	HWAWELLTEX	55.1	9.28	66	MARICO	2451	15.46
33	UNIQUEHRL	61.1	9.52	67	BATBC	518.7	15.49
34	SIBL	11.7	9.75	68	PEOPLESINS	37.4	15.85



P/E of Listed Scrips based on Latest Interim Financials				P/E of Listed Scrips based on Latest Interim Financials			
Sl.	Ticker Symbol	Close Price	Basic P/E	Sl.	Ticker Symbol	Close Price	Basic P/E
69	ITC	39.7	16.2	103	NEWLINE	45.1	21.14
70	LRGLOBMF1	6.4	16.33	104	EMERALDOIL	124.5	21.17
71	BNICL	60.4	16.41	105	ADVENT	22.7	21.42
72	ASIAPACINS	54.3	16.42	106	NHFIL	41.8	21.47
73	PHENIXINS	38.8	16.44	107	EASTLAND	26.1	21.51
74	CONTININS	38.4	16.55	108	NITOLINS	40	21.58
75	CNATEX	10.2	16.63	109	AOL	36.5	21.73
76	CENTRALINS	38.7	16.88	110	AGNISYSL	24.9	22.04
77	UPGDCL	233.7	16.9	111	SAPORTL	27.2	22.3
78	KTL	23.7	16.93	112	TOSRIFA	23.4	22.5
79	SINGERBD	151.9	16.93	113	MERCINS	32.2	23
80	SKICL	56.5	16.95	114	STANDBANKL	8.6	23.04
81	DOREENPWR	61	17.13	115	NORTHRNINS	46.8	23.09
82	KARNAPHULI	33.4	17.52	116	AGRANINS	39.4	23.45
83	DHAKAINS	54.7	17.53	117	NAVANAPHAR	84.7	23.59
84	CITYGENINS	50	17.69	118	QUEENSOUTH	23.3	23.61
85	MATINSPINN	77.6	17.72	119	BATASHOE	976.7	23.72
86	CROWNCEMNT	74.4	18.1	120	BPML	63.1	24.08
87	UNIONINS	68.5	18.15	121	NPOLYMER	51	24.4
88	EHL	87.4	18.52	122	ORIONPHARM	79.6	24.47
89	ISLAMIINS	47.7	18.63	123	DGIC	33.3	24.73
90	ENVOYTEX	43.9	18.81	124	APEXFOOT	319.1	24.81
91	REPUBLIC	47	19.05	125	LRBDL	35.1	24.89
92	EIL	30.1	19.13	126	FBFIF	5	25
93	SHASHADNIM	27	19.29	127	DSSL	17	25.5
94	STANDARINS	52.1	19.44	128	PROVATIINS	58.9	25.53
95	FEDERALINS	25.1	19.61	129	BGIC	53.5	25.56
96	HEIDELBCEM	235.9	19.79	130	PURABIGEN	26.3	25.95
97	INDEXAGRO	103.6	19.85	131	PRIMEINSUR	82.8	25.98
98	JANATAINS	34.7	19.87	132	MEGHNAINS	37.8	26.25
99	RUPALIINS	28.3	20.02	133	VAMLRBBF	7.4	26.43
100	OLYMPIC	157.4	20.23	134	ALIF	13.3	26.6
101	GENEXIL	68	20.48	135	KEYACOSMET	6.4	26.67
102	RUPALIBANK	25.7	20.73	136	ARGONDENIM	18.2	26.76



P/E of Listed Scrips based on Latest Interim Financials				P/E of Listed Scrips based on Latest Interim Financials			
Sl.	Ticker Symbol	Close Price	Basic P/E	Sl.	Ticker Symbol	Close Price	Basic P/E
137	SIMTEX	22	26.83	171	HRTEX	115.9	35.92
138	SILCOPHL	23.4	27	172	GSPFINANCE	30.3	36.07
139	SONARBAINS	44.8	27.32	173	APEXFOODS	331.2	37.17
140	GLOBALINS	34.3	27.37	174	UNITEDINS	53.1	37.22
141	SONALIPAPR	615.1	27.61	175	BARKAPOWER	21.3	38.04
142	INTRACO	36	27.69	176	SINOBANGLA	66	38.15
143	BDCOM	36.4	27.79	177	KOHINOOR	471.5	38.3
144	RDFOOD	38.6	27.97	178	DOMINAGE	16.2	39.19
145	BERGERPBL	1750.9	28.17	179	WALTONHIL	1047.7	39.27
146	SAMORITA	103.8	28.21	180	MONOSPOOL	331.4	40.07
147	TAKAFULINS	42.3	28.84	181	COPPERTECH	36.9	40.11
148	SKTRIMS	27.3	29.04	182	ADNTEL	112.3	40.69
149	SEAPEARL	188.6	29.1	183	SALVOCHEM	61.8	41.48
150	TAMIJTEX	178.3	30.32	184	UNILEVERCL	2020.4	43.06
151	BEACHHATCH	53.4	30.34	185	SPCL	65.5	43.09
152	LOVELLO	37.9	30.56	186	RANFOUNDRY	161.6	43.21
153	EPGL	34.5	30.8	187	SAIFPOWER	29.7	43.68
154	ACMEPL	35.4	30.87	188	AAMRATECH	31.3	44.71
155	EASTERNINS	78.3	30.91	189	GLDNJMF	9	45
156	EGEN	45.2	31.17	190	VAMLBDMF1	7.3	45.63
157	ACIFORMULA	155	31.19	191	GEMINISEA	716	46.28
158	CRYSTALINS	96.1	31.2	192	AMCL(PRAN)	254.8	47.01
159	VFSTDLD	22.2	31.71	193	PAPERPROC	221.8	47.09
160	IFIC1STMF	5.1	31.88	194	AIL	86.1	47.83
161	RECKITTBEN	4760.7	32.22	195	LANKABAFIN	26	50
162	JHRML	70.3	32.55	196	BENGALWTL	26.3	51.57
163	LINDEBD	1397.7	32.87	197	FUWANGCER	17.4	52.2
164	RAKCERAMIC	42.9	33.52	198	SEMLFBSLGF	8.4	52.5
165	RENATA	1217.9	34.25	199	SAIHAMCOT	16.4	54.67
166	APEXSPINN	121	34.47	200	ESQUIRENIT	34.5	54.76
167	PARAMOUNT	61.7	34.53	201	ICBEPMF1S1	7.1	59.17
168	ICICL	32.2	35	202	SHEPHERD	24	61.54
169	1STPRIMFMF	14.8	35.81	203	PF1STMF	9.9	61.88
170	KDSALTD	77	35.81	204	GRAMEENS2	15.2	63.33



P/E of Listed Scrips based on Latest Interim Financials				P/E of Listed Scrips based on Latest Interim Financials			
Sl.	Ticker Symbol	Close Price	Basic P/E	Sl.	Ticker Symbol	Close Price	Basic P/E
205	WATACHEM	200.2	66.07	239	DAFODILCOM	83.4	154.44
206	SALAMCRST	33.3	67.96	240	SONALIANS	598	154.92
207	ROBI	30	68.18	241	ORIONINFU	320.9	155.78
208	MBL1STMF	6.6	70.21	242	ICB3RDNRB	6.5	162.5
209	SEMLIBLSF	8.5	70.83	243	NAVANACNG	25	192.31
210	FORTUNE	75.7	72.1	244	QUASEMIND	58.4	194.67
211	DESHBANDHU	43.6	73.9	245	EASTRNLUB	1764.5	203.28
212	ZAHEENSPIN	9.9	76.15	246	BDTHAIFOOD	34.8	204.71
213	GPHISPAT	44.8	77.24	247	MONNOAGML	620.1	213.83
214	ARAMIT	304.4	81.54	248	MONNOCERA	97.9	229.45
215	NAHEEACP	65.3	81.63	249	AMBEEPHA	873.9	230.58
216	PDL	9.9	82.5	250	RAHIMAFOOD	237.7	230.78
217	GENNEXT	6.1	87.14	251	MONNOFABR	24.1	241
218	IPDC	57.6	88.16	252	IBP	17	242.86
219	BDFINANCE	44.1	89.39	253	RELIANCE1	9.9	247.5
220	SILVAPHL	21.6	90	254	BDAUTOCA	129.4	248.85
221	HFL	17.5	92.11	255	DSHGARME	111.4	293.16
222	EBL1STMF	7.4	92.5	256	BANGAS	115.6	398.62
223	ICB	87.6	95.22	257	CVOPRL	190.9	415
224	ICBSONALI1	7.8	97.5	258	ANLIMAYARN	33.6	420
225	AFCAGRO	23.5	103.68	259	SSSTEEL	16.6	461.11
226	ETL	9.4	104.44	260	AFTABAUTO	24.7	463.13
227	UNITEDFIN	15.8	107.73	261	IMAMBUTTON	182.8	507.78
228	ANWARGALV	213.3	108.27	262	KAY&QUE	222.8	696.25
229	BBSCABLES	49.9	108.48	263	JMISMDL	255.5	798.44
230	BEACONPHAR	245	110.86	264	NFML	16.3	815
231	ISNLTD	48.3	112.33	265	CAPMBDBLMF	9.9	825
232	SEMLLECMF	9.1	113.75	266	HAKKANIPUL	67.5	843.75
233	MHSML	26.5	120.45	267	GHAIL	17.5	875
234	ACTIVEFINE	19.3	120.63	268	DACCADYE	13.2	990
235	MLDYEING	24.8	130.53	269	SPCERAMICS	43	1075
236	AIBL1STIMF	7.3	135.19	270	FINEFOODS	126.7	1810
237	MEGHNACEM	72.7	137.17	271	LIBRAINFU	1281.8	8545.33
238	AMANFEED	33.5	152.27	272	ABBLPBOND	1005	-



P/E of Listed Scrips based on Latest Interim Financials				P/E of Listed Scrips based on Latest Interim Financials			
Sl.	Ticker Symbol	Close Price	Basic P/E	Sl.	Ticker Symbol	Close Price	Basic P/E
273	AIBLPBOND	4895	-	307	TILIL	48.3	-
274	APSCLBOND	5500	-	308	TRUSTB1MF	5.6	-
275	BEXGSUKUK	85	-	309	1JANATAMF	6.1	n/a
276	CAPITECGBF	13.8	-	310	ABB1STMF	5.2	n/a
277	CBLPBOND	1037500	-	311	ACFL	26.5	n/a
278	CLICL	55.3	-	312	ACI	260.2	n/a
279	DBLPBOND	5250	-	313	AL-HAJTEX	132.1	n/a
280	DEBARACEM	1865	-	314	ALLTEX	17.5	n/a
281	DEBBDLUGG	784	-	315	APEXTANRY	99.9	n/a
282	DEBBDWELD	1418.5	-	316	APOLOISPAT	8.2	n/a
283	DEBBDZIPP	700	-	317	ARAMITCEM	25.2	n/a
284	DEBBXDENIM	1450	-	318	ATCSLGF	9.7	n/a
285	DEBBXFISH	835	-	319	ATLASBANG	104.2	n/a
286	DEBBXKNI	900	-	320	AZIZPIPES	105	n/a
287	DEBBXTEX	1300	-	321	BAYLEASING	23.9	n/a
288	DELTALIFE	138	-	322	BBS	21.6	n/a
289	FAREASTLIF	75	-	323	BDLAMPS	252.2	n/a
290	IBBL2PBOND	5000	-	324	BDSERVICE	5.2	n/a
291	IBBLPBOND	1053	-	325	BDTHAI	15.7	n/a
292	MEGHNALIFE	76.6	-	326	BDWELDING	22.1	n/a
293	MITHUNKNIT	15.6	-	327	BEXIMCO	115.6	n/a
294	NATLIFEINS	179	-	328	BIFC	9.5	n/a
295	PADMALIFE	41.2	-	329	BPPL	29.3	n/a
296	PBLPBOND	4801	-	330	CAPMIBBLMF	11	n/a
297	POPULARLIF	66.2	-	331	CENTRALPHL	14.1	n/a
298	PRAGATILIF	99.4	-	332	DBH1STMF	6.9	n/a
299	PREBPBOND	5100	-	333	DELTASPINN	8.5	n/a
300	PRIMELIFE	52.7	-	334	DESCO	36.6	n/a
301	PROGRESLIF	77.3	-	335	DULAMIACOT	70.8	n/a
302	RUPALILIFE	107.9	-	336	EBLNRBMF	6.5	n/a
303	SANDHANINS	26.9	-	337	ECABLES	181.3	n/a
304	SJIBLPBOND	4971	-	338	EXIM1STMF	5.8	n/a
305	SONALILIFE	78.6	-	339	FAMILYTEX	4.9	n/a
306	SUNLIFEINS	52.9	-	340	FARCHEM	28.2	n/a



P/E of Listed Scrips based on Latest Interim Financials				P/E of Listed Scrips based on Latest Interim Financials			
Sl.	Ticker Symbol	Close Price	Basic P/E	Sl.	Ticker Symbol	Close Price	Basic P/E
341	FAREASTFIN	5.9	n/a	375	OIMEX	24.1	n/a
342	FASFIN	5.4	n/a	376	PENINSULA	27.4	n/a
343	FIRSTFIN	5.5	n/a	377	PHARMAID	790.7	n/a
344	FUWANGFOOD	33.2	n/a	378	PHOENIXFIN	16.3	n/a
345	GHCL	35.1	n/a	379	PHPMF1	5.2	n/a
346	GOLDENSON	18.2	n/a	380	PLFSL	3	n/a
347	GQBALLPEN	125.8	n/a	381	POPULAR1MF	5.1	n/a
348	GREENDELMF	6.9	n/a	382	POWERGRID	52.4	n/a
349	ICBAGRANI1	9.2	n/a	383	PREMIERCEM	50.1	n/a
350	ICBAMCL2ND	8.7	n/a	384	PREMIERLEA	6.8	n/a
351	ICBIBANK	5.4	n/a	385	PRIME1ICBA	7.7	n/a
352	IFADAUTOS	44.1	n/a	386	PRIMEFIN	11.5	n/a
353	IFILISLMF1	6.4	n/a	387	PRIMETEX	29.2	n/a
354	ILFSL	5.6	n/a	388	RAHIMTEXT	139.8	n/a
355	INTECH	25.6	n/a	389	REGENTTEX	9.8	n/a
356	ISLAMICFIN	19.7	n/a	390	RENWICKJA	750.1	n/a
357	JUTESPINN	338.5	n/a	391	RINGSHINE	9.8	n/a
358	KBPPWBIL	56.4	n/a	392	RNSPIN	20.9	n/a
359	KPCL	26.6	n/a	393	RSRMSTEEL	16.6	n/a
360	KPPL	17.8	n/a	394	RUNNERAUTO	48.4	n/a
361	LEGACYFOOT	79.7	n/a	395	SAFKOSPINN	19.4	n/a
362	MAKSONSPIN	22.3	n/a	396	SAIHAMTEX	17.6	n/a
363	MALEKSPIN	27.1	n/a	397	SAMATALETH	65.9	n/a
364	MEGCONMILK	28.6	n/a	398	SAVAREFR	215.5	n/a
365	MEGHNAPET	34.8	n/a	399	SHYAMPSUG	178.7	n/a
366	METROSPIN	25.3	n/a	400	SONARGAON	33.1	n/a
367	MIDASFIN	10	n/a	401	STANCERAM	108.7	n/a
368	MIRACLEIND	44.7	n/a	402	STYLECRAFT	80.9	n/a
369	NBL	8.3	n/a	403	TALLUSPIN	9.9	n/a
370	NORTHERN	194.1	n/a	404	TITASGAS	40.9	n/a
371	NTC	439.8	n/a	405	TUNGHAI	5.8	n/a
372	NTLTUBES	79.5	n/a	406	UNIONCAP	7.6	n/a
373	NURANI	7	n/a	407	USMANIAGL	50.2	n/a
374	OAL	13.4	n/a	408	WMSHIPYARD	11.8	n/a



409	YPL	28.2	n/a
410	ZAHINTEX	9	n/a
411	ZEALBANGLA	133.8	n/a

04. Primary Market Highlights

Capital Raising in Progress

Company/Fund	Amount to be Raised (Crore)	Method of Raising	Employee Amount (Crore)	EI/QI Amount (Crore)	GP Amount (Crore)	Face Value	Cut-off Price	Offer Price	Status
Best Holdings Ltd.	350.00	IPO (Book Building)	52.50	74.38	223.13	10.00	N/A	TBD	EI Subscription from Nov 20 to Nov 23, 2023
Agro Organica	10.00	QIO (Fixed Price)	N/A	10.00	N/A	10.00	N/A	10.00	Subscription from Nov 27 to Dec 03, 2023
NRB Bank Ltd.	100.00	IPO (Fixed Price)	N/A	25.00	75.00	10.00	N/A	10.00	Approved in the 887th Commission Meeting
Sikder Insurance Co. Ltd.	16.00	IPO (Fixed Price)	2.40	3.40	10.20	10.00	N/A	10.00	Approved in the 882nd Commission Meeting
Asiatic Laboratories Ltd.	95.00	IPO (Book Building)	N/A	23.75	71.25	10.00	50.00	20.00	GP Subscription Suspended until further notice

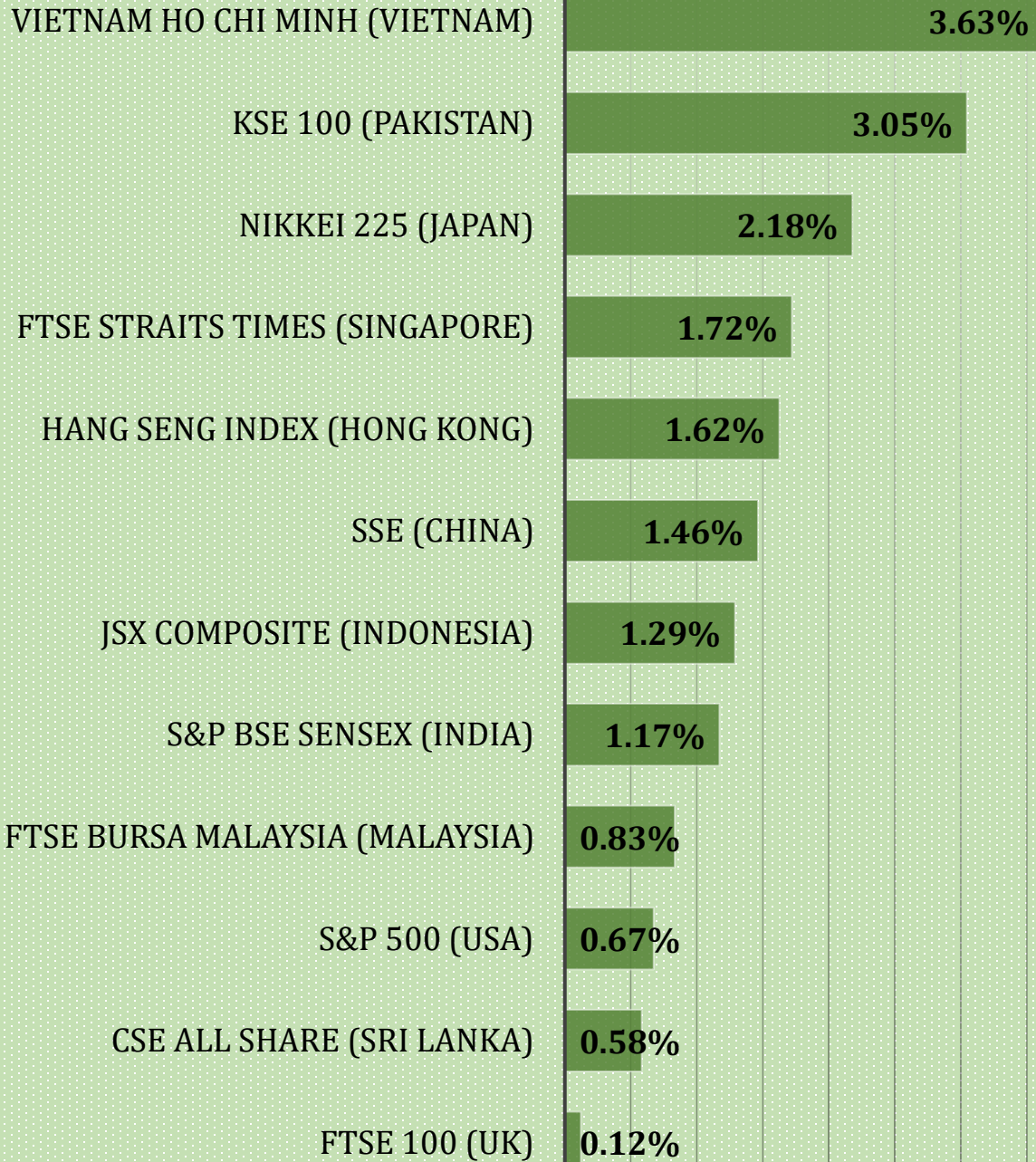
*N/A = Not Applicable, TBD = To Be Determined.

Other Issues Approved in the Week

BDT 150 Crore Unsecured Coupon Bond of Navana Pharmaceuticals Ltd. which has a 60% conversion feature bearing a coupon rate ranging from 8% to 10%. The bond will be raised via private placement and it will have a face value of BDT 100,000. Through issuance of this bond Navana Pharmaceuticals Ltd. will pay off its bank loans.

05. World Stock Markets

**Weekly Returns of Stock Markets around the
World**





Disclaimer

This document has been prepared for information purposes only and does not solicit any action based on the material contained herein. Therefore, this document should not be considered as an offer to buy or sell or subscribe to any security. Neither Bangladesh Merchant Bankers Association nor the preparer of this report nor any other related party can be held accountable for any actions based on this report. Bangladesh Merchant Bankers Association or the preparer of this report or any other related party does not guarantee the accuracy or correctness of the data presented herein. However, reasonable care has been ensured in collecting and analyzing the data contained in this report.

Report Prepared By

Farhan Hasan

Research Analyst (Part-Time)

farhan.hasan.official@gmail.com

Data Sources

Dhaka Stock Exchange. (<https://www.dsebd.org/index.php>)
Bangladesh Securities and Exchange Commission. (<https://sec.gov.bd/home>)
Bangladesh Bank. (<https://www.bb.org.bd/en/>)
Insurance Development and Regulatory Authority. (<http://www.idra.org.bd>)
Microcredit Regulatory Authority. (<https://mra.gov.bd/>)
Bangladesh Bureau of Statistics. (<http://bbs.gov.bd/>)
ESS Bangladesh. (<https://www.essbangladesh.com/login.xhtml>)
LankaBangla Financial Portal. (<https://lankabd.com/>)
Trading Economics. (<https://tradingeconomics.com/>)
EBL Securities Ltd. (<https://www.eblsecurities.com/>)

Report Available at

Bangladesh Merchant Bankers Association (Research Tab)

(<http://www.bmba.com.bd/research/>)



**Bangladesh Merchant
Bankers Association**

Bangladesh Merchant Bankers Association

Saiham Sky View Tower (5th Floor), 45 Bijoy Nagar, Dhaka-1000

Tel: 88-02-8392158, Fax: 88-02-8392159

Email: president.bmba@yahoo.com

Web: www.bmba.com.bd