



**Bangladesh Merchant
Bankers Association**

Weekly Market Report

28th January to 01st February, 2024

Week 5 of the Calendar Year

Contents

- 1. Market Commentary***
- 2. Related Market Policies***
- 3. Secondary Market Highlights***
- 4. Primary Market Highlights***
- 5. World Stock Markets***



01. Market Commentary

DSEX ended in green for the week increasing by 57.58 points [0.94%] compared to the previous week. It stands at 6213.99 points.

Index bounced back this week after undergoing severe correction in the previous week due to removal of floor price of all scrips except 12 scrips. Index started the week with a fall of 77 points in the opening trading day of the week. However, the rest of the trading sessions of the week saw increases in the broad index due to optimism of traders and investors to take positions accordingly in undervalued scrips.

Investor participation fell slightly this week as reflected by decrease in average daily turnover by around 5%. Investors' trades in this week mostly focused on Engineering, Pharmaceuticals and General Insurance scrips. Sectors posting highest returns in the week were, Textile [3.62%], Cement [2.84%] and Paper & Printing [2.31%], while largest correcting sectors were, Jute [-6.65%], Ceramics [-3.10%] and Travel & Leisure [-2.90%].

Considering yearly chart scenario, DSEX has fallen by 1.00% YoY. The index has been moving in a sideways channel and despite the recent sharp downfall, it has come back into the channel. DSEX faces an immediate resistance at 6230 level while maintain support at 6160 level.

Market capitalization stands at USD 68.7 Billion*.

*(USD 1 = BDT 110.00 as on February 01, 2024).



02. Related Market Policies

1. Bangladesh Bank issued a circular in which it stated that it decided to set all-in cost ceiling for interest in trade finance in foreign currency with mark-up of 4% over benchmark rate (SOFR, Euribor etc.) as applicable to the relevant foreign currency against short term trade finance in foreign currency.

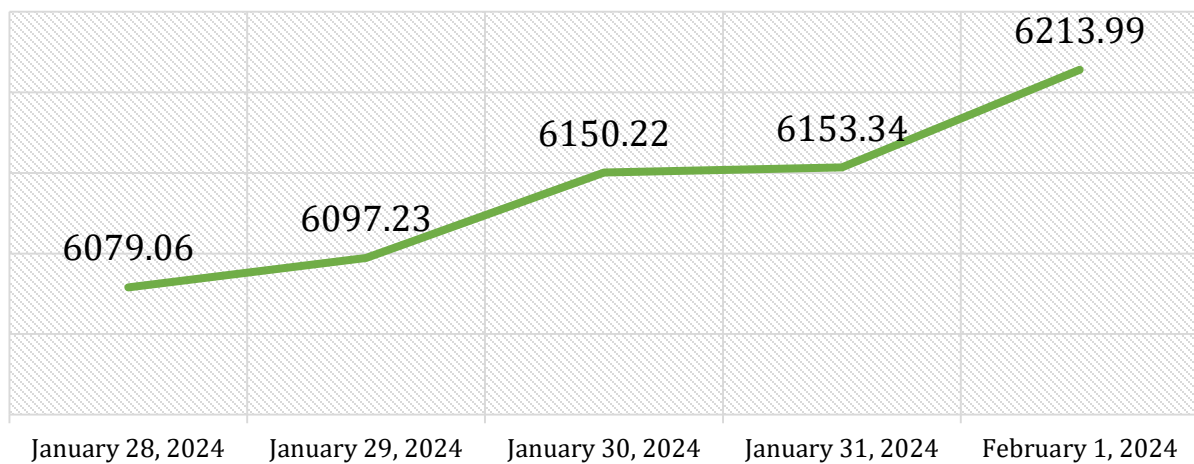


03.Secondary Market Highlights

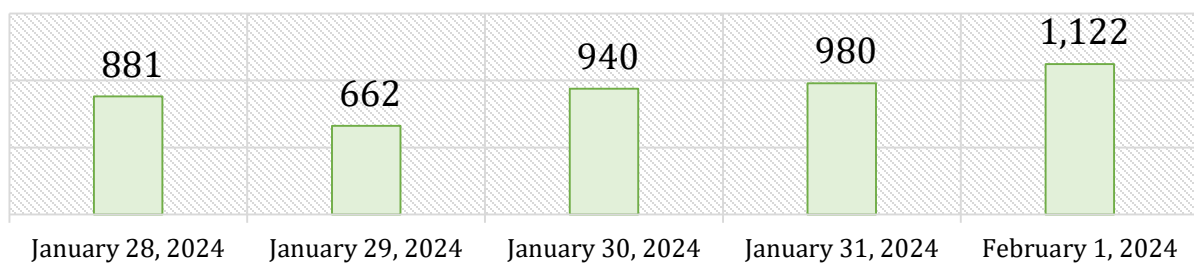
Index Scenario

Indices	Current Week Feb 01 2024	Previous Week Jan 25 2024	Change	% Change
DSEX	6213.99	6156.41	57.58	0.94%
DS30	2116.78	2114.61	2.17	0.10%
DSES	1362.93	1352.29	10.64	0.79%

DSEX



Turnover (Crore)





Market Statistics

Particulars	Current Week (Jan 28 - Feb 01 2024)	Previous Week (Jan 21 - Jan 25 2024)	Change	% Change
Average Daily Turnover (Crore)	926	970	-44	-4.58%
Market P/E (Weighted Average)	12.43	12.39	0.04	0.32%
Market Cap. to GDP	17.00%	16.98%	0.03%	-

N.B.

GDP is BDT 4,446,383.20 Crore (Provisional) as of 2022-23 according to BBS.

Market Valuation

Particulars	Value				% Share in Value			
	Current Week Feb 01 2024	Previous Week Jan 25 2024	Change	% Change	Current Week Feb 01 2024	Previous Week Jan 25 2024	Change	% Change
Market Capitalization (Crore)	756,107	754,966	1,141	0.15%	-	-	-	-
Equity Market Capitalization (Crore)	420,191	418,895	1,296	0.31%	55.57%	55.49%	0.09%	0.16%
Mutual Fund Market Capitalization (Crore)	3,658	3,658	0	0.00%	0.48%	0.48%	0.00%	-0.15%
Debt Market Capitalization (Crore)	332,258	332,414	-156	-0.05%	43.94%	44.03%	-0.09%	-0.20%

Sector Valuation

Sector	Current Week Market Cap. (Crore) Feb 01 2024	Previous Week Market Cap. (Crore) Jan 25 2023	Change	% Change
Bank	67,426	67,355	71	0.11%
Cement	12,801	12,448	353	2.84%
Ceramics Sector	2,618	2,702	-84	-3.10%
Engineering	42,568	42,003	565	1.34%
Financial Institutions	14,411	14,531	-120	-0.83%
Food & Allied	39,232	39,350	-118	-0.30%
Fuel & Power	37,526	37,699	-173	-0.46%
Insurance	17,210	17,136	74	0.43%
IT Sector	3,977	3,904	73	1.86%
Jute	383	411	-27	-6.65%
Miscellaneous	26,099	26,374	-275	-1.04%
Mutual Funds	3,658	3,658	0	0.01%
Paper & Printing	3,733	3,649	84	2.31%
Pharmaceuticals & Chemicals	70,501	70,000	501	0.72%
Services & Real Estate	2,597	2,554	43	1.69%
Tannery Industries	3,118	3,157	-39	-1.23%
Telecommunication	57,098	57,153	-54	-0.10%
Textile	14,311	13,811	499	3.62%
Travel & Leisure	3,332	3,431	-99	-2.90%



Top 5 of The Week

Gainers		Losers		Turnover Leaders	
<i>Security</i>	<i>% Change</i>	<i>Security</i>	<i>% Change</i>	<i>Security</i>	<i>% Share</i>
Khulna Printing and Packaging Limited	60.26%	Standard Ceramic Industries Ltd.	-19.75%	Bd.Thai Aluminium Ltd.	4.51%
Sikder Insurance Company Limited	59.50%	GSP Finance Company (Bangladesh) Limited	-16.67%	Orion Infusion Ltd.	3.55%
Malek Spinning Mills Ltd.	34.01%	Kay & Que Ltd.	-15.09%	Fu Wang Food Ltd	3.01%
Aramit Cement	31.01%	Progressive Life Insurance Co. Ltd.	-12.00%	Khulna Printing and Packaging Limited	2.56%
Aftab Automobiles Limited	30.56%	Bangladesh Finance Limited	-11.83%	Evince Textiles Limited	2.50%

Price to Earnings Ratio of Sectors and Companies

Sectoral Price to Earnings Ratio			
SL	Sectors	No. of Listed Companies/Funds	P/E
1	Bank	35	7.0
2	Travel & Leisure	4	12.9
3	Fuel & Power	23	13.0
4	Services & Real Estate	4	17.6
5	Miscellaneous	14	19.4
6	Financial Institutions	23	19.9
7	Pharmaceuticals & Chemicals	33	20.9
8	Cement	7	23.8
9	Textile	58	25.2
10	IT Sector	11	25.8
11	Engineering	42	28.7
12	Ceramics Sector	5	31.9
13	Telecommunication	3	32.9
14	Tannery Industries	6	39.8
15	Mutual Funds	37	44.9
16	Paper & Printing	6	48.7
17	Food & Allied	21	50.4
18	Jute	3	84.8
19	Insurance	58	86.0

*N/M = Not Meaningful.

P/E of Listed Scrips based on Latest Interim Financials				P/E of Listed Scrips based on Latest Interim Financials			
Sl.	Ticker Symbol	Close Price	Basic P/E	Sl.	Ticker Symbol	Close Price	Basic P/E
1	PUBALIBANK	27.7	3.49	35	SQURPHARMA	218	8.59
2	SOUTHEASTB	11	3.53	36	MJLBD	86.6	8.64
3	NCCBANK	11.7	3.82	37	BRACBANK	37.8	8.7
4	JAMUNABANK	21.2	3.88	38	NRBCBANK	13.3	8.77
5	PREMIERBAN	13.6	4.03	39	ISLAMIBANK	32.6	8.99
6	MALEKSPIN	33.1	4.08	40	RELIANCINS	69	9.14
7	SHAHJABANK	18.3	4.15	41	BSC	122.7	9.31
8	FIRSTSBANK	7.6	4.16	42	SPCL	65.5	9.69
9	MERCANBANK	12.6	4.48	43	BXPHARMA	131.5	9.83
10	UNIONBANK	8.1	4.5	44	HWAWELLTEX	47.1	10.06
11	JAMUNAOIL	173.5	4.7	45	DBH	49.9	10.23
12	DHAKABANK	11.8	4.71	46	SUMITPOWER	28	10.24
13	EXIMBANK	10	4.75	47	NCCBLMF1	7.3	10.63
14	BANKASIA	19.5	4.78	48	GP	286.6	10.67
15	CITYBANK	20.4	4.95	49	ONEBANKPLC	9.3	10.73
16	GIB	7.8	5.09	50	UTTARAFIN	24.3	10.85
17	PRIMEBANK	22.9	5.63	51	SBACBANK	8.7	10.88
18	SHURWID	14.3	5.67	52	AAMRANET	52	10.97
19	MPETROLEUM	198.6	5.68	53	PREMIERCEM	58.9	11.2
20	PADMAOIL	194.3	5.88	54	IBNSINA	267.9	11.24
21	MTB	15.8	6.11	55	UPGDCL	178.6	11.39
22	EBL	29.8	6.33	56	KTL	16	11.43
23	UTTARABANK	23.5	6.6	57	PTL	70.7	11.55
24	ACMELAB	78.9	6.83	58	GREENDELT	67.8	12.28
25	TRUSTBANK	27.4	6.85	59	LHBL	73.5	12.28
26	BSRMLTD	90	7.2	60	EMERALDOIL	72.4	12.31
27	UCB	12	7.5	61	SICL	19.3	12.37
28	CONFIDCEM	79.5	7.51	62	PIONEERINS	66.7	12.38
29	SIBL	9.2	7.67	63	BARKAPOWER	18.1	12.4
30	BSRMSTEEL	63.1	7.68	64	ABBANK	9.1	12.41
31	DUTCHBANGL	56.7	7.69	65	ENVOYTEX	36.5	12.59
32	DOREENPWR	44.8	7.92	66	IDLC	41.4	12.88
33	CROWNCEMNT	78.1	8.2	67	BSCCL	162.8	12.92
34	SQUARETEXT	52.2	8.56	68	OLYMPIC	152	13.19



P/E of Listed Scrips based on Latest Interim Financials				P/E of Listed Scrips based on Latest Interim Financials			
Sl.	Ticker Symbol	Close Price	Basic P/E	Sl.	Ticker Symbol	Close Price	Basic P/E
69	IFIC	12.5	13.39	103	ICBEPMF1S1	6.9	20.29
70	SHASHADNIM	24.9	13.99	104	GENEXIL	67.6	20.36
71	UNIONINS	54.4	14.42	105	STANDBANKL	7.6	20.36
72	EHL	94.1	14.48	106	SAIHAMCOT	16	20.51
73	ASIAINS	49.2	14.53	107	FEDERALINS	26.6	20.78
74	BNICL	54.6	14.84	108	HEIDELBCEM	249.3	20.91
75	ALARABANK	23.8	15.13	109	AGNISYSL	24.3	20.95
76	PRAGATIINS	60.9	15.17	110	MHSML	19.8	21.06
77	ASIAPACINS	50.7	15.33	111	JANATAINS	36.9	21.13
78	BATBC	518.7	15.49	112	ARGONDENIM	18.3	21.28
79	SAPORTL	28.8	15.65	113	HRTEX	81.3	21.62
80	ITC	44.8	15.77	114	NORTHRNINS	44.5	21.96
81	LRGLOBMF1	5.5	15.99	115	BPPL	20.7	22.02
82	SKICL	53.7	16.11	116	ACMEPL	25.3	22.06
83	ACIFORMULA	141.9	16.35	117	IFILISLMF1	6.2	22.14
84	PRIMEINSUR	52.6	16.51	118	CENTRALINS	51.4	22.41
85	MARICO	2548.5	16.73	119	SONALIPAPR	500.6	22.47
86	PEOPLESINS	40.2	17.03	120	EGEN	36.5	22.53
87	PHENIXINS	40.5	17.16	121	BPML	66.8	22.88
88	REPUBLIC	42.9	17.39	122	PROVATIINS	52.8	22.89
89	SALVOCHEM	46.7	17.82	123	FORTUNE	52.5	23.03
90	SKTRIMS	31.6	18.16	124	EASTLAND	28	23.08
91	SEAPEARL	103.2	18.56	125	RDFOOD	36	23.08
92	ISLAMIINS	47.7	18.63	126	NAVANAPHAR	96.8	23.16
93	NEWLIN	40	18.75	127	VAMLRBBF	6.6	23.57
94	INDEXAGRO	78.3	19	128	PF1STMF	7.6	23.75
95	DHAKAINS	51.9	19.08	129	BGIC	49.8	23.79
96	CONTININS	44.5	19.18	130	NITOLINS	38.7	23.79
97	AOL	30.7	19.31	131	BATASHOE	991.9	24.09
98	MIDLANDBNK	15.1	19.53	132	RUPALIINS	34.1	24.13
99	CITYGENINS	55.9	19.78	133	RAKCERAMIC	34.9	24.24
100	STANDARINS	53.1	19.81	134	AGRANINS	40.8	24.29
101	NHFIL	39.2	20.14	135	CNATEX	7.8	24.38
102	ADVENT	25	20.16	136	ICB3RDNRB	6.4	24.62



P/E of Listed Scrips based on Latest Interim Financials				P/E of Listed Scrips based on Latest Interim Financials			
Sl.	Ticker Symbol	Close Price	Basic P/E	Sl.	Ticker Symbol	Close Price	Basic P/E
137	MERCINS	34.7	24.79	171	KDSALTD	62	32.29
138	KEYACOSMET	6	25	172	PARAMOUNT	57.7	32.29
139	TOSRIFA	23	25	173	ORIONPHARM	79.6	32.36
140	GRAMEENS2	14.1	25.18	174	PHARMAID	717.8	32.93
141	NPOLYMER	51	25.25	175	PRIME1ICBA	7.3	33.18
142	TAMIJTEX	142	26.01	176	SAIFPOWER	22.9	33.68
143	SIMTEX	22.5	26.16	177	RECKITTBEN	5030.2	34.04
144	SONARBAINS	42.9	26.16	178	UNIQUEHRL	59.8	34.37
145	MEGHNAINS	37.7	26.18	179	AMANFEED	34.4	34.4
146	SEMLFBSLGF	6.9	26.54	180	CRYSTALINS	106.7	34.64
147	MONOSPOOL	235.1	26.9	181	RUPALIBANK	43.3	34.92
148	GLOBALINS	34.2	27.29	182	AIL	75.9	35.14
149	EASTERNINS	69.3	27.36	183	BEACHHATCH	61.9	35.17
150	DGIC	37.3	27.7	184	GEMINISEA	326.6	35.5
151	PURABIGEN	28.2	27.83	185	ICICL	32.7	35.54
152	TAKAFULINS	40.9	27.89	186	ICBAMCL2ND	8	36.36
153	KARNAPHULI	53.7	28.16	187	RANFOUNDRY	158.7	36.57
154	WALTONHIL	757.3	28.38	188	RENATA	1217.9	36.75
155	EIL	44.9	28.54	189	AMCL(PRAN)	249.4	36.78
156	BDCOM	34.7	28.92	190	APEXFOOT	239.9	36.91
157	TITASGAS	27.3	29.04	191	PAPERPROC	179.5	36.93
158	BERGERPBL	1916.3	29.11	192	VFSTD	15.7	37.38
159	SINGERBD	152.9	29.18	193	BEACONPHAR	243.9	37.52
160	LINDEBD	1253.2	29.47	194	DSSL	13.6	37.78
161	MIRAKHTER	46.2	29.62	195	SEMLLECMF	6.8	37.78
162	SEMLIBLSF	7.8	30	196	MATINSPINN	46	39.66
163	APEXSPINN	115	30.1	197	SAIHAMTEX	17.5	39.77
164	LOVELLO	34.4	30.18	198	KOHINOOR	482.2	39.79
165	SONALIANSH	556.4	30.31	199	LANKABAFIN	21.8	41.92
166	ICBAGRANI1	8.1	31.15	200	MBL1STMF	6	42.06
167	UNITEDINS	44.7	31.33	201	SILCOPHL	19.6	42.61
168	JHRML	73.8	31.54	202	SAMORITA	77	42.78
169	INTRACO	40.4	32.06	203	BENGALWTL	24	42.86
170	NAHEEACP	45.6	32.11	204	ICBSONALI1	8.7	43.5



P/E of Listed Scrips based on Latest Interim Financials				P/E of Listed Scrips based on Latest Interim Financials			
Sl.	Ticker Symbol	Close Price	Basic P/E	Sl.	Ticker Symbol	Close Price	Basic P/E
205	UNILEVERCL	2101	44.78	239	MONNOFABR	16.1	115
206	APEXFOODS	282.6	44.86	240	PHPMF1	4.6	115
207	ALIF	10.8	45	241	POPULAR1MF	4.7	117.5
208	BDFINANCE	23.1	46.82	242	OIMEX	21.8	121.11
209	CVOPRL	169.8	48.24	243	MEGHNACEM	76.3	127.17
210	ANWARGALV	213.3	48.7	244	DESHBANDHU	44.3	130.29
211	IPDC	32	48.98	245	PDL	15.7	130.83
212	SINOBANGLA	48.4	49.39	246	ECABLES	168.2	131.41
213	ADNTEL	129.1	50.04	247	EASTRNLUB	1463.2	133.75
214	LRBDL	26.2	50.38	248	CAPMIBBLMF	11.9	148.75
215	RELIANCE1	14.4	51.43	249	WATACHEM	161.2	149.26
216	BDTHAIFOOD	32.2	51.94	250	EPGL	26.9	149.44
217	FUWANGCER	18.7	51.94	251	ISNLTD	57.4	159.44
218	GPHISPAT	34.2	53.44	252	VAMLBDMF1	6.6	165
219	GLDNJMF	11.6	58	253	FINEFOODS	128.6	168.77
220	CAPMBDBLMF	8.2	58.57	254	RAHIMAFOOD	180.6	170.38
221	COPPERTECH	31.7	58.7	255	MONNOAGML	525.7	180.03
222	ABB1STMF	4.8	60	256	MLDYEING	14.9	186.25
223	AAMRATECH	27.9	60.65	257	SALAMCRST	24.1	200.83
224	MONNOCERA	91.2	60.8	258	ACFL	20.1	201
225	INTECH	42.3	62.21	259	SSSTEEL	14.2	236.67
226	QUASEMIND	42.8	62.94	260	ORIONINFU	563.1	263.13
227	FARCHEM	26.5	66.25	261	RAHIMTEXT	135	270
228	ROBI	30	68.18	262	RNSPIN	17.1	285
229	QUEENSOUTH	16.5	68.75	263	NAVANACNG	29.7	297
230	ETL	17.2	71.67	264	AMBEEPHA	774.7	322.79
231	AFCAGRO	17.6	77.65	265	KPCL	26.6	332.5
232	1STPRIMFMF	34.7	82.62	266	DSHGARME	93.7	390.42
233	NLTUBES	76.3	93.05	267	DOMINAGE	15.8	395
234	ACTIVEFINE	15.4	96.25	268	BANGAS	112	466.67
235	UNITEDFIN	14.2	96.82	269	IMAMBUTTON	178.2	495
236	AIBL1STIMF	9.1	103.4	270	JMISMDL	166.6	555.33
237	DAFODILCOM	81.2	106.8	271	IFADAUTOS	34.6	576.67
238	CAPITECGBF	10.8	108	272	BDAUTOCA	120.9	671.67



P/E of Listed Scrips based on Latest Interim Financials				P/E of Listed Scrips based on Latest Interim Financials			
Sl.	Ticker Symbol	Close Price	Basic P/E	Sl.	Ticker Symbol	Close Price	Basic P/E
273	HAKKANIPUL	59.1	738.7	307	PRAGATILIF	104.1	-
274	SPCERAMICS	31.3	782.5	308	PREBPBOND	5000	-
275	KAY&QUE	229.6	956.6	309	PRIMELIFE	50.3	-
276	SAMATALETH	58	1450	310	PROGRESLIF	52.8	-
277	BEXIMCO	115.6	1926.6	311	RUPALILIFE	124.2	-
278	LIBRAINFU	885.6	5904	312	SANDHANINS	31.2	-
279	ABBLPBOND	988.5	-	313	SJIBLPBOND	4650	-
280	AIBLPBOND	4899.5	-	314	SONALILIFE	72.6	-
281	APSCLBOND	5500	-	315	SUNLIFEINS	41	-
282	BANKASI1PB	5000	-	316	TILIL	52.4	-
283	BEXGSUKUK	80.5	-	317	1JANATAMF	4.6	n/a
284	CBLPBOND	1037500	-	318	ACI	175.4	n/a
285	CLICL	54.1	-	319	AFTABAUTO	48.7	n/a
286	DBLPBOND	5250	-	320	AL-HAJTEX	146.5	n/a
287	DEBARACEM	1865	-	321	ALLTEX	16.8	n/a
288	DEBBDLUGG	784	-	322	ANLIMAYARN	35.7	n/a
289	DEBBDWELD	1418.5	-	323	APEXTANRY	95.4	n/a
290	DEBBDZIPP	700	-	324	APOLOISPAT	5.9	n/a
291	DEBBXDENIM	1450	-	325	ARAMIT	224	n/a
292	DEBBXFISH	835	-	326	ARAMITCEM	33.8	n/a
293	DEBBXKNI	900	-	327	ATCSLGF	8	n/a
294	DEBBXTEX	1300	-	328	ATLASBANG	77.9	n/a
295	DELTALIFE	115.3	-	329	AZIZPIPES	100.5	n/a
296	FAREASTLIF	59.6	-	330	BAYLEASING	15.1	n/a
297	IBBL2PBOND	5000	-	331	BBS	16.9	n/a
298	IBBLPBOND	812	-	332	BBSCABLES	37.4	n/a
299	MBPLCPBOND	5000	-	333	BDLAMPS	154.6	n/a
300	MEGHNALIFE	84.3	-	334	BDSERVICE	5.2	n/a
301	MITHUNKNIT	14.4	-	335	BDTHAI	35.4	n/a
302	MTBPBOND	1000000	-	336	BDWELDING	20.4	n/a
303	NATLIFEINS	140.8	-	337	BIFC	7.3	n/a
304	PADMALIFE	31.4	-	338	CENTRALPHL	22.5	n/a
305	PBLPBOND	4500	-	339	DACCADYE	13.4	n/a
306	POPULARLIF	67.2	-	340	DBH1STMF	6.1	n/a



P/E of Listed Scrips based on Latest Interim Financials				P/E of Listed Scrips based on Latest Interim Financials			
Sl.	Ticker Symbol	Close Price	Basic P/E	Sl.	Ticker Symbol	Close Price	Basic P/E
341	DELTASPINN	7.2	n/a	375	MEGCONMILK	23.5	n/a
342	DESCO	28.9	n/a	376	MEGHNA PET	34.4	n/a
343	DULAMIACOT	55.6	n/a	377	METROSPIN	20.6	n/a
344	EBL1STMF	5.3	n/a	378	MIDASFIN	12.2	n/a
345	EBLNRBMF	5.1	n/a	379	MIRACLEIND	51.2	n/a
346	ESQUIRENIT	24	n/a	380	NBL	7.1	n/a
347	EXIM1STMF	4.7	n/a	381	NFML	17.1	n/a
348	FAMILYTEX	3.6	n/a	382	NORTHERN	154.6	n/a
349	FAREASTFIN	5	n/a	383	NTC	471.4	n/a
350	FASFIN	5.7	n/a	384	NURANI	5	n/a
351	FBFIF	4.9	n/a	385	OAL	18.8	n/a
352	FEKDIL	14.9	n/a	386	PENINSULA	23.1	n/a
353	FIRSTFIN	5.2	n/a	387	PHOENIXFIN	10.7	n/a
354	FUWANGFOOD	32.6	n/a	388	PLFSL	3	n/a
355	GBBPOWER	15.5	n/a	389	POWERGRID	46	n/a
356	GENNEXT	6.4	n/a	390	PREMIERLEA	6.5	n/a
357	GHAIL	15.9	n/a	391	PRIMEFIN	9.8	n/a
358	GHCL	26	n/a	392	PRIMETEX	20.8	n/a
359	GOLDENSON	14.7	n/a	393	REGENTTEX	6.8	n/a
360	GQBALLPEN	112.2	n/a	394	RENWICKJA	674.8	n/a
361	GREENDELMF	5.8	n/a	395	RINGSHINE	6.3	n/a
362	GSPFINANCE	15	n/a	396	RSRMSTEEL	23.9	n/a
363	HFL	15.9	n/a	397	RUNNERAUTO	35.2	n/a
364	IBP	17.4	n/a	398	SAFKOSPINN	16.4	n/a
365	ICB	66.5	n/a	399	SAVAREFR	215.5	n/a
366	ICBIBANK	3.9	n/a	400	SHEPHERD	15.6	n/a
367	IFIC1STMF	4.6	n/a	401	SHYAMPSUG	216.3	n/a
368	ILFSL	6.8	n/a	402	SILVAPHL	18.2	n/a
369	ISLAMICFIN	13.7	n/a	403	SONARGAON	27.8	n/a
370	JUTESPINN	284.6	n/a	404	STANCERAM	101.6	n/a
371	KBPPWBIL	217.8	n/a	405	STYLECRAFT	70.7	n/a
372	KPPL	50	n/a	406	TALLUSPIN	7.8	n/a
373	LEGACYFOOT	73.6	n/a	407	TRUSTB1MF	4.9	n/a
374	MAKSONSPIN	14.1	n/a	408	TUNGHAI	4.5	n/a

P/E of Listed Scrips based on Latest Interim Financials				P/E of Listed Scrips based on Latest Interim Financials			
Sl.	Ticker Symbol	Close Price	Basic P/E	Sl.	Ticker Symbol	Close Price	Basic P/E
409	UNIONCAP	11.8	n/a	413	ZAHEENSPIN	9.1	n/a
410	USMANIAGL	47.2	n/a	414	ZAHINTEX	7.3	n/a
411	WMSHIPYARD	13.8	n/a	415	ZEALBANGLA	130.7	n/a
412	YPL	29.2	n/a				

04.Primary Market Highlights

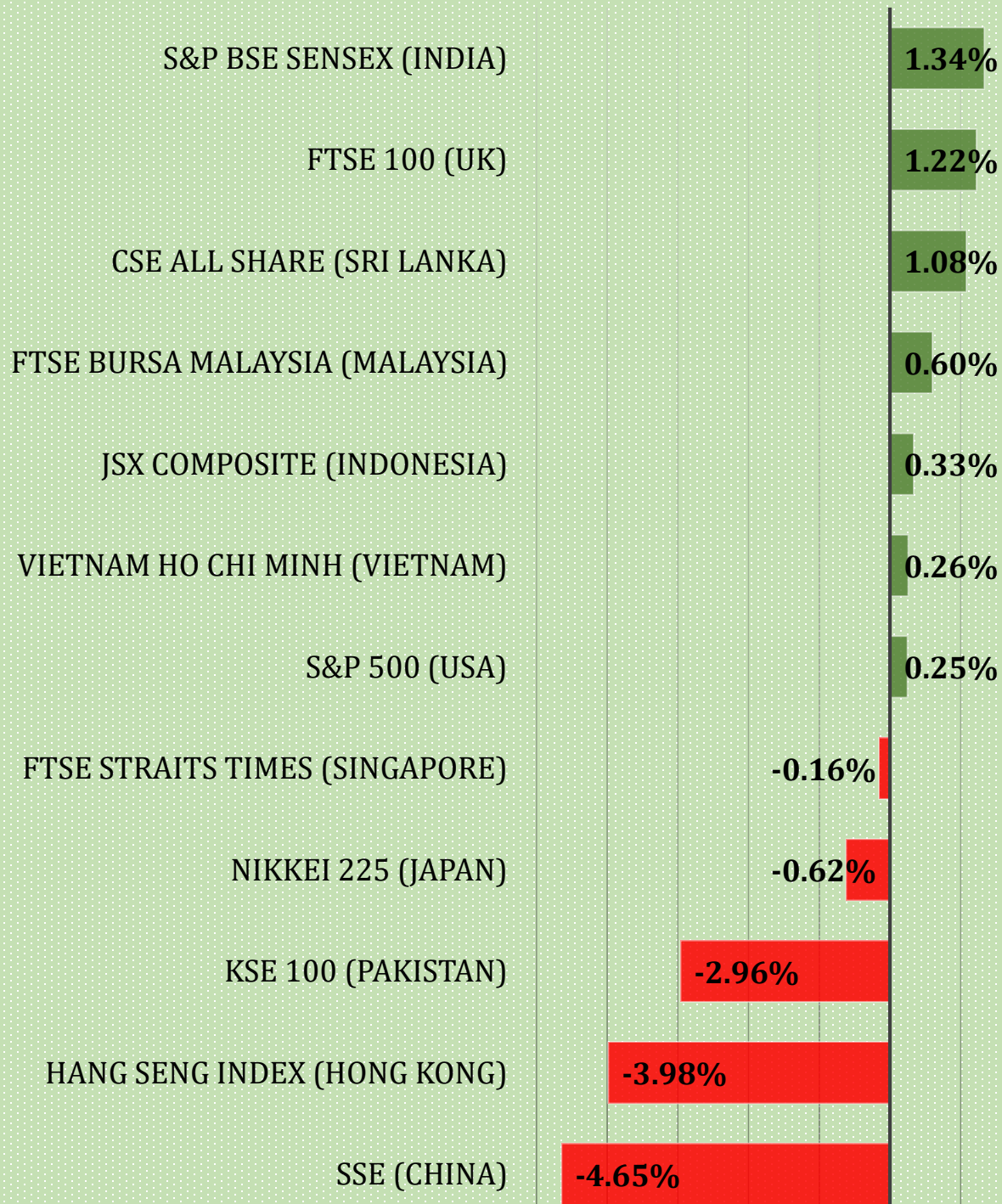
Capital Raising in Progress

Company/Fund	Amount to be Raised (Crore)	Method of Raising	Employee Amount (Crore)	EI/QI Amount (Crore)	GP Amount (Crore)	Face Value	Cut-off Price	Offer Price	Status
NRB Bank Ltd.	100.00	IPO (Fixed Price)	N/A	25.00	75.00	10.00	N/A	10.00	Subscription Complete Awaiting Allotment
Sinobangla Industries Ltd.	20.20	Rights Offering (1R:2)	-	-	-	10.00	-	20.00	Subscription from Jan 28 to Feb 15, 2024
Asiatic Laboratories Ltd.	95.00	IPO (Book Building)	N/A	23.75	71.25	10.00	50.00	20.00	Subscription from Feb 04 to Feb 08, 2024
Intraco Refueling Station PLC	35.00	Bond (Convertible)	N/A	35.00		5,000.00	N/A	5000.00	Subscription from Feb 4 to Feb 8, 2024
Web Coats PLC	5.00	QIO (Fixed Price)	N/A	5.00	N/A	10.00	N/A	10.00	Subscription from Feb 13 to Feb 19, 2024

*N/A = Not Applicable, TBD = To Be Determined.

05. World Stock Markets

Weekly Returns of Stock Markets around the World





Disclaimer

This document has been prepared for information purposes only and does not solicit any action based on the material contained herein. Therefore, this document should not be considered as an offer to buy or sell or subscribe to any security. Neither Bangladesh Merchant Bankers Association nor the preparer of this report nor any other related party can be held accountable for any actions based on this report. Bangladesh Merchant Bankers Association or the preparer of this report or any other related party does not guarantee the accuracy or correctness of the data presented herein. However, reasonable care has been ensured in collecting and analyzing the data contained in this report.

Report Prepared By

Farhan Hasan

Research Analyst (Part-Time)

farhan.hasan.official@gmail.com

Data Sources

Dhaka Stock Exchange PLC. (<https://www.dsebd.org/index.php>)

Bangladesh Securities and Exchange Commission. (<https://sec.gov.bd/home>)

Bangladesh Bank. (<https://www.bb.org.bd/en/>)

Insurance Development and Regulatory Authority. (<http://www.idra.org.bd>)

Microcredit Regulatory Authority. (<https://mra.gov.bd/>)

Bangladesh Bureau of Statistics. (<http://bbs.gov.bd/>)

ESS Bangladesh. (<https://www.essbangladesh.com/login.xhtml>)

Trading Economics. (<https://tradingeconomics.com/>)

EBL Securities Ltd. (<https://www.eblsecurities.com/>)

Report Available at

Bangladesh Merchant Bankers Association (Research Tab)

(<http://www.bmba.com.bd/research/>)



**Bangladesh Merchant
Bankers Association**

Bangladesh Merchant Bankers Association

Saiham Sky View Tower (5th Floor), 45 Bijoy Nagar, Dhaka-1000

Tel: 88-02-8392158, Fax: 88-02-8392159

Email: president@bmba.com.bd

Web: www.bmba.com.bd