



**Bangladesh Merchant
Bankers Association**

Weekly Market Report

10th March to 14th March, 2024

Week 11 of the Calendar Year

Contents

- 1. Market Commentary***
- 2. Related Market Policies***
- 3. Secondary Market Highlights***
- 4. Primary Market Highlights***
- 5. World Stock Markets***



01. Market Commentary

DSEX ended in red for the week decreasing by 144.72 points [2.37%] compared to the previous week. It stands at 5968.04 points.

Index has now fallen for five consecutive weeks with a cumulative decrease of around 405 points. Index continued its bearish trend following a technical glitch at DSE which caused errors in the index position which created confusion among investors regarding index scenario. Due to the continued selloff, investors opted to cash out their holdings and thus the selling pressure continued further.

Investor participation decreased further this week as reflected by decrease in average daily turnover by around 29%. The average daily turnover decreased below BDT 600 Crore level this week. Investors' trades in this week mostly focused on Engineering, Pharmaceuticals and Food & Allied scrips. All sectors posted heavy losses this week except, IT and Jute sectors. Sectors posting the highest negative decline are Paper & Printing [-6.95%], Ceramics [-5.84%] and Insurance [-4.09%].

Market capitalization stands at USD 63.6 Billion*.

*(USD 1 = BDT 110.00 as on March 14, 2024).



02. Related Market Policies

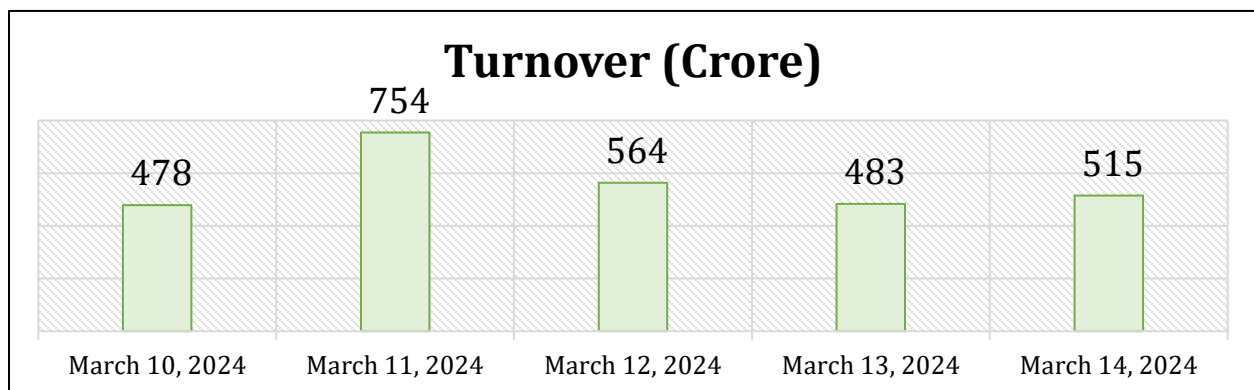
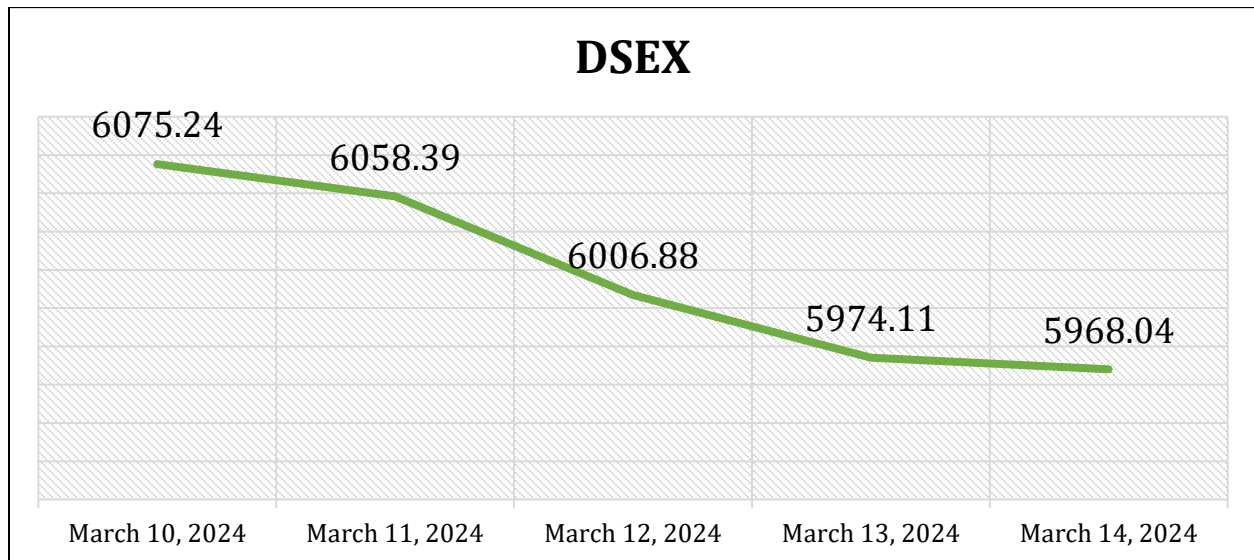
1. BB in a circular stated that to widen the scope in settlement of trade payments, it has been decided that Bangladeshi parties may voluntarily enter into counter-trade arrangements with counterparts abroad for settlement of import payments into Bangladesh against proceeds of goods exported from Bangladesh.
2. BB in a circular stated guidelines for identification, finalization and corrective actions regarding willful defaulters.
3. BB in a circular stated guidelines relating to the appointment of independent directors of finance companies and their duties, responsibilities and honorarium.
4. IDRA issued a circular which stated that non-life insurance companies which are engaged in bancassurance contracts with banks can open one bank account with the specified bank and conduct related transactions as per guidelines issued in the circular.



03. Secondary Market Highlights

Index Scenario

Indices	Current Week Mar 14 2024	Previous Week Mar 07 2024	Change	% Change
DSEX	5968.04	6112.76	-144.72	-2.37%
DS30	2051.58	2094.34	-42.76	-2.04%
DSES	1299.80	1335.89	-36.09	-2.70%





Market Statistics

Particulars	Current Week (Mar 10 - Mar 14 2024)	Previous Week (Mar 03 - Mar 07 2024)	Change	% Change
Average Daily Turnover (Crore)	579	811	-232	-28.58%
Market P/E (Weighted Average)	12.24	12.59	-0.35	-2.78%
Market Cap. to GDP	15.58%	16.67%	-1.10%	-

N.B.

GDP is BDT 4,490,841.70 Crore as of 2022-23 according to BBS.

Market Valuation

Particulars	Value				% Share in Value			
	Current Week Mar 14 2024	Previous Week Mar 07 2024	Change	% Change	Current Week Mar 14 2024	Previous Week Mar 07 2024	Change	% Change
Market Capitalization (Crore)	699,635	748,828	-49,192	-6.57%	-	-	-	-
Equity Market Capitalization (Crore)	401,422	411,270	-9,848	-2.39%	57.38%	54.92%	2.45%	4.47%
Mutual Fund Market Capitalization (Crore)	3,518	3,594	-76	-2.11%	0.50%	0.48%	0.02%	4.77%
Debt Market Capitalization (Crore)	294,696	333,964	-39,269	-11.76%	42.12%	44.60%	-2.48%	-5.55%



Sector Valuation

Sector	Current Week Market Cap. (Crore) Mar 14 2024	Previous Week Market Cap. (Crore) Mar 07 2023	Change	% Change
Bank	68,318	69,551	-1,233	-1.77%
Cement	12,335	12,595	-260	-2.06%
Ceramics Sector	2,702	2,870	-168	-5.84%
Engineering	40,726	41,048	-322	-0.78%
Financial Institutions	13,222	13,549	-327	-2.41%
Food & Allied	34,613	36,073	-1,460	-4.05%
Fuel & Power	34,947	35,670	-723	-2.03%
Insurance	16,294	16,989	-695	-4.09%
IT Sector	4,127	3,965	162	4.09%
Jute	436	434	2	0.41%
Miscellaneous	25,178	25,458	-280	-1.10%
Mutual Funds	3,518	3,594	-76	-2.11%
Paper & Printing	4,278	4,597	-320	-6.95%
Pharmaceuticals & Chemicals	65,011	66,974	-1,964	-2.93%
Services & Real Estate	2,494	2,538	-44	-1.74%
Tannery Industries	3,070	3,161	-91	-2.87%
Telecommunication	50,913	52,396	-1,483	-2.83%
Textile	14,435	14,836	-400	-2.70%
Travel & Leisure	7,229	7,277	-48	-0.65%



Top 5 of The Week

Gainers		Losers		Turnover Leaders	
<i>Security</i>	<i>% Change</i>	<i>Security</i>	<i>% Change</i>	<i>Security</i>	<i>% Share</i>
Asiatic Laboratories Limited	60.33%	Karnaphuli Insurance Co. Ltd	-23.01%	Fu-Wang Ceramic Industries Ltd.	5.71%
S. S. Steel Limited	25.58%	Fu-Wang Ceramic Industries Ltd.	-16.99%	Golden Son Limited	4.49%
Golden Harvest Agro Industries Ltd.	21.52%	aamra networks limited	-13.51%	Taufika Foods and Lovello Ice-cream PLC	4.01%
Golden Son Limited	21.47%	Sikder Insurance Company Limited	-12.44%	Orion Infusion Ltd.	3.95%
Taufika Foods and Lovello Ice-cream PLC	14.50%	Paper Processing and Packaging Limited	-11.86%	S. S. Steel Limited	2.87%



Price to Earnings Ratio of Sectors and Companies

Sectoral Price to Earnings Ratio			
SL	Sectors	No. of Listed Companies/Funds	P/E
1	Bank	36	7.1
2	Fuel & Power	23	13.0
3	Cement	7	16.9
4	Services & Real Estate	4	16.9
5	Miscellaneous	14	18.7
6	Pharmaceuticals & Chemicals	34	19.1
7	Financial Institutions	23	19.5
8	IT Sector	11	22.6
9	Textile	58	25.4
10	Telecommunication	3	25.5
11	Engineering	42	26.7
12	Travel & Leisure	5	27.9
13	Ceramics Sector	5	32.9
14	Tannery Industries	6	39.2
15	Paper & Printing	6	40.7
16	Mutual Funds	37	41.3
17	Food & Allied	21	45.7
18	Insurance	58	80.1
19	Jute	3	96.5

*N/M = Not Meaningful.



P/E of Listed Scrips based on Latest Interim Financials				P/E of Listed Scrips based on Latest Interim Financials			
Sl.	Ticker Symbol	Close Price	Basic P/E	Sl.	Ticker Symbol	Close Price	Basic P/E
1	SOUTHEASTB	11.4	3.65	34	SIBL	9.8	8.17
2	PUBALIBANK	30.5	3.84	35	MJLBD	83.7	8.35
3	JAMUNABANK	21.5	3.93	36	AAMRANET	39.7	8.38
4	NCCBANK	12.2	3.98	37	DBH	42	8.48
5	PREMIERBAN	13.7	4.06	38	SQURPHARMA	215.8	8.5
6	MALEKSPIN	33.5	4.13	39	SQUARETEXT	52.1	8.54
7	FIRSTSBANK	7.7	4.22	40	BSC	114.6	8.69
8	SHAHJABANK	19	4.31	41	NCCBLMF1	6.1	8.88
9	UNIONBANK	7.9	4.39	42	BXPBARMA	119.8	8.95
10	BANKASIA	18	4.41	43	ISLAMIBANK	32.6	8.99
11	MERCANBANK	12.5	4.44	44	BRACBANK	41.1	9.46
12	JAMUNAOIL	173.1	4.69	45	RELIANCINS	63.4	9.66
13	DHAKABANK	11.8	4.71	46	SPCL	65.5	9.69
14	EXIMBANK	10	4.75	47	UPGDCL	152.9	9.75
15	GIB	7.8	5.09	48	GP	243.3	9.93
16	CITYBANK	21	5.1	49	IDLC	37.1	10.19
17	SHURWID	13.1	5.2	50	GREENDELT	63	10.31
18	PRIMEBANK	22.2	5.46	51	HWAWELLTEX	48.3	10.32
19	MPETROLEUM	198.6	5.68	52	ONEBANKPLC	9.1	10.5
20	MTB	14.7	5.68	53	UTTARAFIN	24.1	10.76
21	PADMAOIL	190.8	5.77	54	IBNSINA	260.4	10.92
22	EBL	31.5	6.21	55	PREMIERCEM	57.8	10.99
23	ACMELAB	75	6.49	56	BARKAPOWER	16.1	11.03
24	TRUSTBANK	27	6.75	57	BSCCL	142.3	11.29
25	DOREENPWR	38.4	6.78	58	PTL	72.5	11.85
26	UTTARABANK	24.9	6.99	59	SUMITPOWER	24.7	11.93
27	BSRMSTEEL	58.3	7.09	60	EMERALDOIL	70.4	11.97
28	BSRMLTD	90	7.2	61	IFIC	11.2	12
29	CONFIDCEM	76.8	7.26	62	PIONEERINS	64.8	12.03
30	CROWNCEMNT	70	7.35	63	SBACBANK	9.7	12.13
31	DUTCHBANGL	55.4	7.51	64	UNIONINS	47.2	12.51
32	NRBCBANK	11.5	7.59	65	ENVOYTEX	36.7	12.66
33	UCB	12.5	7.81	66	SHASHADNIM	22.9	12.87



P/E of Listed Scrips based on Latest Interim Financials				P/E of Listed Scrips based on Latest Interim Financials			
Sl.	Ticker Symbol	Close Price	Basic P/E	Sl.	Ticker Symbol	Close Price	Basic P/E
67	BATBC	430	12.99	101	STANDBANKL	7.3	19.55
68	EHL	84.7	13.03	102	PROVATIINS	45.2	19.6
69	OLYMPIC	150.1	13.03	103	BPPL	18.5	19.68
70	KTL	18.7	13.36	104	GENEXIL	65.5	19.73
71	ABBANK	9.9	13.5	105	JANATAINS	34.7	19.87
72	ASIAINS	46.3	13.67	106	NEWLIN	42.7	20.02
73	BNICL	50.6	13.75	107	SAIHAMCOT	15.9	20.38
74	LHBL	72.7	14.2	108	MHSML	19.2	20.43
75	ASIAPACINS	47.2	14.27	109	NAVANAPHAR	87.5	20.93
76	PRAGATIINS	58.9	14.68	110	ARGONDENIM	18.1	21.05
77	PRIMEINSUR	47	14.75	111	IFILISLMF1	5.9	21.07
78	LRGLOBMF1	5.1	14.83	112	EGEN	34.5	21.3
79	SAPORTL	27.7	15.05	113	NORTHRNINS	43.5	21.46
80	ALARABANK	24	15.25	114	MONOSPOOL	187.8	21.49
81	SKICL	52.5	15.35	115	ICB3RDNRB	5.6	21.54
82	ACIFORMULA	135.7	15.63	116	FORTUNE	49.4	21.67
83	REPUBLIC	38.9	15.77	117	KEYACOSMET	5.2	21.67
84	PHENIXINS	37.5	15.89	118	SONARBAINS	36	21.95
85	MARICO	2501.4	16.42	119	PF1STMF	7.1	22.19
86	CONTININS	38.4	16.55	120	ACMEPL	25.5	22.24
87	MIDLANDBNK	12.8	16.55	121	RUPALIINS	31.6	22.36
88	SKTRIMS	29.5	16.95	122	RDFOOD	35.1	22.5
89	SEAPEARL	95.4	17.16	123	BPML	65.9	22.57
90	PEOPLESINS	41.1	17.42	124	UNITEDINS	40.4	22.7
91	ITC	49.9	17.57	125	AGRANINS	38.3	22.8
92	ISLAMIINS	45.7	17.85	126	ADVENT	28.5	22.98
93	INDEXAGRO	73.6	17.86	127	NITOLINS	37.5	23.05
94	DHAKAINS	49.1	18.05	128	EASTLAND	26.3	23.07
95	AOL	29	18.24	129	AGNISYSL	26.9	23.19
96	STANDARINS	49	18.28	130	KARNAPHULI	44.5	23.34
97	NHFIL	35.7	18.34	131	BGIC	49.1	23.46
98	ICBEPMF1S1	6.4	18.82	132	EASTERNINS	60	23.68
99	SALVOCHEM	50.1	19.12	133	RAKCERAMIC	34.1	23.68
100	FEDERALINS	24.8	19.38	134	SONALIPAPR	528.6	23.73



P/E of Listed Scrips based on Latest Interim Financials				P/E of Listed Scrips based on Latest Interim Financials			
Sl.	Ticker Symbol	Close Price	Basic P/E	Sl.	Ticker Symbol	Close Price	Basic P/E
135	TAMIJTEX	129.9	23.79	169	NRBBANK	10.5	29.17
136	BATASHOE	989.2	24.03	170	SEMLIBLSF	7.6	29.23
137	MEGHNAINS	34.6	24.03	171	SONALIANSH	623.3	29.32
138	MERCINS	33.8	24.14	172	PAPERPROC	143.5	29.53
139	NPOLYMER	48.9	24.21	173	ICBAGRANI1	7.7	29.62
140	BEACHHATCH	64.1	24.28	174	NAHEEACP	42.4	29.86
141	DGIC	32.9	24.43	175	ICICL	27.9	30.33
142	HRTEX	92	24.47	176	PRIME1ICBA	6.7	30.45
143	BESTHLDNG	37.8	24.55	177	APEXSPINN	116.6	30.52
144	SICL	38.7	24.81	178	PHARMAID	665.4	30.52
145	GRAMEENS2	13.9	24.82	179	AMANFEED	31.4	31.4
146	TOSRIFA	23	25	180	PARAMOUNT	58.8	32.91
147	CENTRALINS	57.5	25.07	181	INTRACO	42.1	33.41
148	PURABIGEN	25.7	25.36	182	CRYSTALINS	103	33.44
149	RUPALIBANK	31.5	25.4	183	RECKITTBEN	4947.6	33.48
150	EIL	40.4	25.68	184	UNIQUEHRL	59.5	34.2
151	SEMLFBSLGF	6.7	25.77	185	SAIFPOWER	23.3	34.26
152	SIMTEX	22.5	26.16	186	BEACONPHAR	224.4	34.52
153	CITYGENINS	74.6	26.39	187	ICBAMCL2ND	7.7	35
154	RENATA	877.2	26.47	188	DSSL	12.9	35.83
155	KDSALTD	50.9	26.51	189	GEMINISEA	336.6	36.59
156	CNATEX	8	26.67	190	AMCL(PRAN)	248.4	36.64
157	GLOBALINS	33.6	26.81	191	ANWARGALV	160.5	36.64
158	WALTONHIL	718.2	26.92	192	RANFOUNDRY	159.3	36.71
159	LINDEBD	1145.5	26.94	193	SAIHAMTEX	16.3	37.05
160	HEIDELBCEM	219.8	27.04	194	APEXFOOT	247.7	38.11
161	TAKAFULINS	40.1	27.34	195	KOHINOOR	471.1	38.87
162	BERGERPBL	1805.6	27.42	196	LANKABAFIN	20.6	39.62
163	SINGERBD	147.3	28.11	197	MBL1STMF	5.7	39.95
164	BDCOM	34	28.33	198	VFSTDL	17.2	40.95
165	MIRAKHTER	44.4	28.46	199	MATINSPINN	48.1	41.47
166	JHRML	66.7	28.5	200	UNILEVERCL	2071.1	41.51
167	TITASGAS	26.9	28.62	201	INTECH	28.3	41.62
168	ORIONPHARM	70.7	28.74	202	SAMORITA	75	41.67



P/E of Listed Scrips based on Latest Interim Financials				P/E of Listed Scrips based on Latest Interim Financials			
Sl.	Ticker Symbol	Close Price	Basic P/E	Sl.	Ticker Symbol	Close Price	Basic P/E
203	SEMLLECMF	7.6	42.22	237	KAY&QUE	245.2	98.87
204	SINOBANGLA	42.1	42.96	238	ACTIVEFINE	15.9	99.38
205	BENGALWTL	24.1	43.04	239	CAPITECGBF	10.2	102
206	SILCOPHL	20.1	43.7	240	PHPMF1	4.3	107.5
207	AIL	94.7	43.84	241	DAFODILCOM	82.6	108.68
208	IPDC	28.8	44.08	242	AIBL1STIMF	9.7	110.23
209	CVOPRL	155.4	44.15	243	DESHBANDHU	37.8	111.18
210	ADNTEL	116.5	45.16	244	POPULAR1MF	4.5	112.5
211	ALIF	11	45.83	245	PDL	13.9	115.83
212	LOVELLO	53.7	47.11	246	ECABLES	157.9	123.36
213	APEXFOODS	306.6	48.67	247	MEGHNACEM	80.3	133.83
214	GPHISPAT	31.3	48.91	248	EASTRNLUB	1490.7	136.26
215	ICBSONALI1	9.8	49	249	CAPMIBBLMF	11	137.5
216	ROBI	30	49.18	250	WATACHEM	149	137.96
217	BDFINANCE	24.7	50.07	251	OIMEX	25.1	139.44
218	BDTHAIFOOD	32.7	52.74	252	ISNLTD	52.3	145.28
219	LRBDL	26.8	53.6	253	EPGL	26.7	148.33
220	MONNOCERA	81.9	54.6	254	VAMLBDMF1	6	150
221	RELIANCE1	16	57.14	255	RAHIMAFOOD	168.2	158.68
222	ABB1STMF	4.6	57.5	256	MONNOAGML	526.7	180.38
223	FARCHEM	23.1	57.75	257	MLDYEING	14.9	186.25
224	GLDNJMF	11.6	58	258	MONNOFABR	26.2	187.14
225	COPPERTECH	31.9	59.07	259	SALAMCRST	26.7	222.5
226	CAPMBDBLMF	8.4	60	260	ACFL	22.5	225
227	AAMRATECH	28.3	61.52	261	FINEFOODS	184.6	242.26
228	QUASEMIND	42.2	62.06	262	RAHIMTEXT	126	252
229	ETL	15.4	64.17	263	RNSPIN	15.8	263.33
230	QUEENSOUTH	17.6	73.33	264	SSSTEEL	16.2	270
231	AFCAGRO	16.9	74.56	265	ORIONINFU	589.7	275.56
232	1STPRIMFMF	34.5	82.14	266	NAVANACNG	28.4	284
233	NLTUBES	69.7	85	267	AMBEEPHA	791.1	329.63
234	HAKKANIPUL	60.2	88.53	268	KPCL	26.6	332.5
235	UNITEDFIN	13.2	90	269	DSHGARME	92.6	385.83
236	FUWANGCER	25.4	90.71	270	BANGAS	119	425



P/E of Listed Scrips based on Latest Interim Financials				P/E of Listed Scrips based on Latest Interim Financials			
Sl.	Ticker Symbol	Close Price	Basic P/E	Sl.	Ticker Symbol	Close Price	Basic P/E
271	DOMINAGE	17.6	440	305	NATLIFEINS	122.3	-
272	IMAMBUTTON	172.8	480	306	PADMALIFE	29.3	-
273	JMISMDL	152.5	508.3	307	PBLPBOND	4500	-
274	IFADAUTOS	35.9	598.3	308	POPULARLIF	66	-
275	BDAUTOCA	123.1	683.8	309	PRAGATILIF	102	-
276	SPCERAMICS	35.3	882.5	310	PREBPBOND	5000	-
277	SAMATALETH	57.4	1435	311	PRIMELIFE	46.4	-
278	BEXIMCO	115.6	1926.6	312	PROGRESLIF	50	-
279	LIBRAINFU	820.6	5470.6	313	RUPALILIFE	128.8	-
280	ABBLPBOND	985	-	314	SANDHANINS	28.5	-
281	AIBLPBOND	4450	-	315	SJIBLPBOND	4680	-
282	APSCLBOND	3976	-	316	SONALILIFE	75.1	-
283	ASIATICLAB	38.8	-	317	SUNLIFEINS	52.3	-
284	BANKASI1PB	4710	-	318	TILIL	47	-
285	BEXGSUKUK	79.5	-	319	UCB2PBOND	4850	-
286	CBLPBOND	1037500	-	320	1JANATAMF	4.5	n/a
287	CLICL	52.7	-	321	ACI	156.1	n/a
288	DBLPBOND	5250	-	322	AFTABAUTO	50.3	n/a
289	DEBARACEM	1865	-	323	AL-HAJTEX	162.2	n/a
290	DEBBDLUGG	784	-	324	ALLTEX	15	n/a
291	DEBBDWELD	1418.5	-	325	ANLIMAYARN	42.7	n/a
292	DEBBDZIPP	700	-	326	APEXTANRY	94.2	n/a
293	DEBBXDENIM	1450	-	327	APOLOISPAT	5.1	n/a
294	DEBBXFISH	835	-	328	ARAMIT	267.4	n/a
295	DEBBXKNI	900	-	329	ARAMITCEM	25	n/a
296	DEBBXTEX	1300	-	330	ATCSLGF	7.6	n/a
297	DELTALIFE	104	-	331	ATLASBANG	73.1	n/a
298	FAREASTLIF	45.2	-	332	AZIZPIPES	90.1	n/a
299	IBBL2PBOND	4550	-	333	BAYLEASING	13.3	n/a
300	IBBLPBOND	859	-	334	BBS	19.5	n/a
301	MBPLCPBOND	5000	-	335	BBSCABLES	39.2	n/a
302	MEGHNALIFE	79.1	-	336	BDLAMPS	156.2	n/a
303	MITHUNKNIT	20.1	-	337	BDSERVICE	5.2	n/a
304	MTBPBOND	1000000	-	338	BDTHAI	26.1	n/a



P/E of Listed Scrips based on Latest Interim Financials				P/E of Listed Scrips based on Latest Interim Financials			
Sl.	Ticker Symbol	Close Price	Basic P/E	Sl.	Ticker Symbol	Close Price	Basic P/E
339	BDWELDING	18.6	n/a	373	JUTESPINN	380.4	n/a
340	BIFC	6.9	n/a	374	KBPPWBIL	207.3	n/a
341	CENTRALPHL	26	n/a	375	KPPL	28.9	n/a
342	DACCADYE	11	n/a	376	LEGACYFOOT	73.5	n/a
343	DBH1STMF	5.8	n/a	377	MAKSONSPIN	12.8	n/a
344	DELTA SPINN	6.3	n/a	378	MEGCONMILK	29	n/a
345	DESCO	25.8	n/a	379	MEGH NAPET	35	n/a
346	DULAMIACOT	67.8	n/a	380	METROSPIN	18.8	n/a
347	EBL1STMF	5.3	n/a	381	MIDASFIN	10.5	n/a
348	EBLNRBMF	4.8	n/a	382	MIRACLEIND	42.3	n/a
349	ESQUIRENIT	25.7	n/a	383	NBL	7.3	n/a
350	EXIM1STMF	4.6	n/a	384	NFML	16.9	n/a
351	FAMILYTEX	4	n/a	385	NORTHERN	156	n/a
352	FAREASTFIN	4.8	n/a	386	NTC	475	n/a
353	FASFIN	5	n/a	387	NURANI	4.9	n/a
354	FBFIF	4.6	n/a	388	OAL	17.1	n/a
355	FEKDIL	14.7	n/a	389	PENINSULA	22.8	n/a
356	FIRSTFIN	4.7	n/a	390	PHOENIXFIN	8.9	n/a
357	FUWANGFOOD	28.6	n/a	391	PLFSL	4.6	n/a
358	GBBPOWER	12.6	n/a	392	POWERGRID	45.9	n/a
359	GENNEXT	6.2	n/a	393	PREMIERLEA	5.5	n/a
360	GHAIL	19.2	n/a	394	PRIMEFIN	8.5	n/a
361	GHCL	26.9	n/a	395	PRIMETEX	19.9	n/a
362	GOLDENSON	23.2	n/a	396	REGENTTEX	5.5	n/a
363	GQBALLPEN	132.7	n/a	397	RENWICKJA	673.6	n/a
364	GREENDELMF	5.4	n/a	398	RINGSHINE	5.2	n/a
365	GSPFINANCE	14.9	n/a	399	RSRMSTEEL	18.1	n/a
366	HFL	16.2	n/a	400	RUNNERAUTO	36.1	n/a
367	IBP	17.8	n/a	401	SAFKOSPINN	14.9	n/a
368	ICB	61.2	n/a	402	SAVAREFR	215.5	n/a
369	ICBIBANK	4.1	n/a	403	SHEPHERD	16.2	n/a
370	IFIC1STMF	4.4	n/a	404	SHYAMPSUG	191.9	n/a
371	ILFSL	5.9	n/a	405	SILVAPHL	17	n/a
372	ISLAMICFIN	13.3	n/a	406	SONARGAON	26.3	n/a



P/E of Listed Scrips based on Latest Interim Financials				P/E of Listed Scrips based on Latest Interim Financials			
Sl.	Ticker Symbol	Close Price	Basic P/E	Sl.	Ticker Symbol	Close Price	Basic P/E
407	STANCERAM	107	n/a	414	VAMLRBBF	5.8	n/a
408	STYLECRAFT	69.6	n/a	415	WMSHIPYARD	13.4	n/a
409	TALLUSPIN	7.1	n/a	416	YPL	23	n/a
410	TRUSTB1MF	4.8	n/a	417	ZAHEENSPIN	9	n/a
411	TUNGHAI	4.6	n/a	418	ZAHINTEX	6.5	n/a
412	UNIONCAP	9.2	n/a	419	ZEALBANGLA	127.8	n/a
413	USMANIAGL	44.7	n/a				

04.Primary Market Highlights

Capital Raising in Progress

Company/Fund	Amount to be Raised (Crore)	Method of Raising	Employee Amount (Crore)	EI/QI Amount (Crore)	GP Amount (Crore)	Face Value	Cut-off Price	Offer Price	Status
Craftsman Footwear & Accessories Limited	5.00	QIO (Fixed Price)	N/A	5.00	N/A	10.00	N/A	10.00	Approved in the 900th Commission Meeting
Aamra Networks Limited	92.98	Rights Offering (1R:2)	-	-	-	10.00	-	30.00	Approved in the 900th Commission Meeting
Techno Drugs Limited	100.00	IPO (Book Building)	15.00	21.25	63.75	10.00	TBD	TBD	Approved in the 902nd Commission Meeting

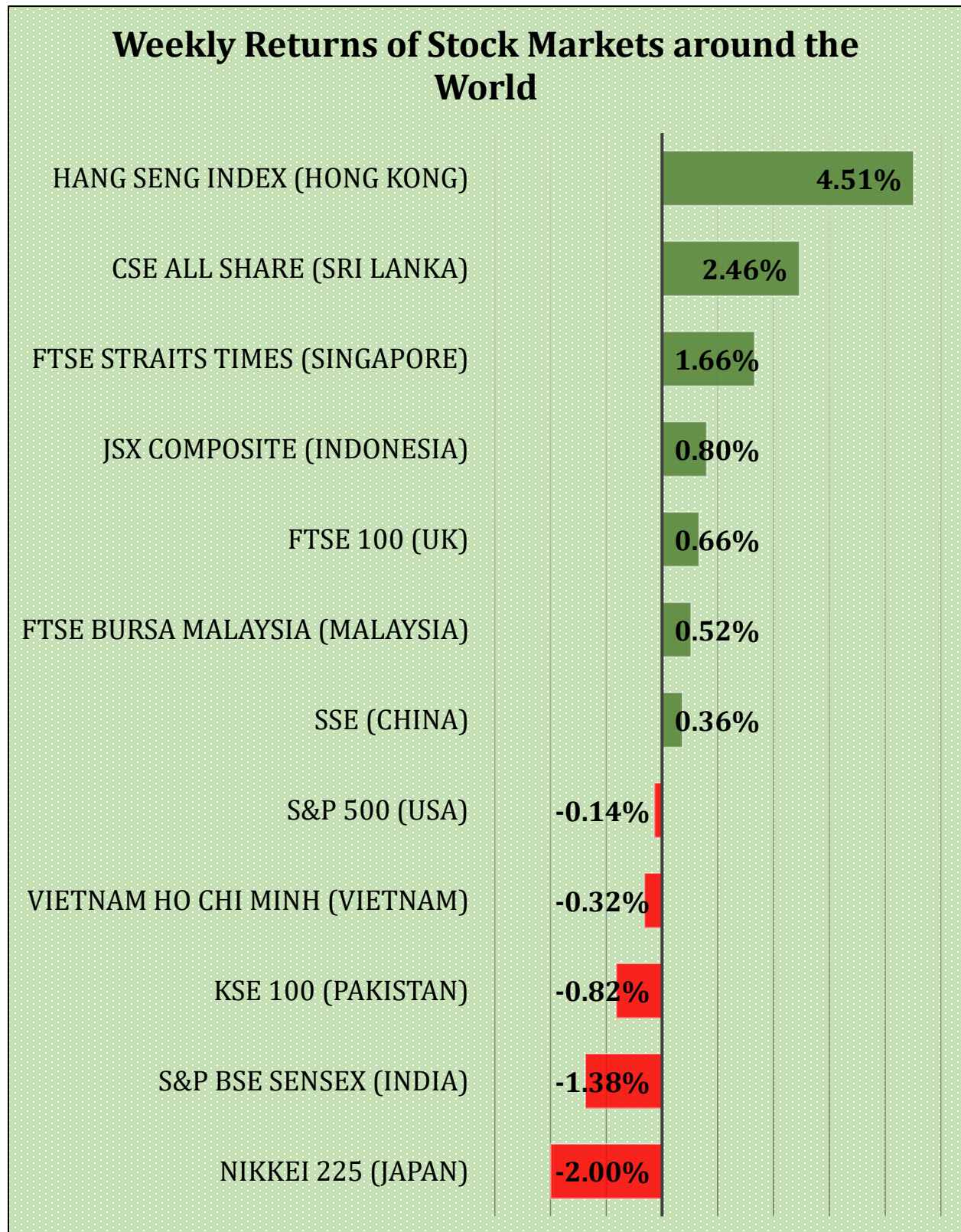
*N/A = Not Applicable, TBD = To Be Determined.

Other Issues Approved in the Week

BSEC has approved the following issue in its 903rd commission meeting:

BSEC approved the raising of BDT 350 Crore worth of preference shares which will be redeemable, cumulative, non-convertible and non-participating. The tenure for the shares will be 5 years and the range of annual dividend will be 9% to 10%. The fund will be raised via. private placement.

05. World Stock Markets





Disclaimer

This document has been prepared for information purposes only and does not solicit any action based on the material contained herein. Therefore, this document should not be considered as an offer to buy or sell or subscribe to any security. Neither Bangladesh Merchant Bankers Association nor the preparer of this report nor any other related party can be held accountable for any actions based on this report. Bangladesh Merchant Bankers Association or the preparer of this report or any other related party does not guarantee the accuracy or correctness of the data presented herein. However, reasonable care has been ensured in collecting and analyzing the data contained in this report.

Report Prepared By

Farhan Hasan

Research Analyst (Part-Time)

farhan.hasan.official@gmail.com

Data Sources

Dhaka Stock Exchange PLC. (<https://www.dsebd.org/index.php>)

Bangladesh Securities and Exchange Commission. (<https://sec.gov.bd/home>)

Bangladesh Bank. (<https://www.bb.org.bd/en/>)

Insurance Development and Regulatory Authority. (<http://www.idra.org.bd>)

Microcredit Regulatory Authority. (<https://mra.gov.bd/>)

Bangladesh Bureau of Statistics. (<http://bbs.gov.bd/>)

ESS Bangladesh. (<https://www.essbangladesh.com/login.xhtml>)

Trading Economics. (<https://tradingeconomics.com/>)

EBL Securities Ltd. (<https://www.eblsecurities.com/>)

Report Available at

Bangladesh Merchant Bankers Association (Research Tab)

(<http://www.bmba.com.bd/research/>)



Bangladesh Merchant Bankers Association

Saiham Sky View Tower (5th Floor), 45 Bijoy Nagar, Dhaka-1000

Tel: 88-02-8392158, Fax: 88-02-8392159

Email: president@bmba.com.bd

Web: www.bmba.com.bd