



**Bangladesh Merchant  
Bankers Association**

# ***Weekly Market Report***

*03<sup>rd</sup> May to 07<sup>th</sup> May, 2026*

*Week 18 of the Calendar Year*

## ***Contents***

- 1. Market Commentary***
- 2. Related Regulatory Decisions***
- 3. Secondary Market Highlights***
- 4. Primary Market Highlights***
- 5. World Stock Markets***



## **01. Market Commentary**

DSEX ended in red for the week decreasing by 52.77 points [1.00%] compared to the previous week. It stands at 5234.10 points.

Index declined for a second consecutive week as investors adopted a cautious approach due to the recent earnings and dividends declarations and the adjustments that followed thereafter. Equipped that with the policy level adjustments with the new margin rules, the investors preferred to take small gains and wait for price corrections.

Investor participation decreased by around 12% compared to the previous week decreasing the average turnover below the BDT 900 Crore mark. Investors' trades in this week focused on Engineering scrips followed by Bank and Pharmaceuticals scrips. In terms of sectoral returns, the Jute sector was the highest positive with 7.62% while the Bank sector was highest negative with -3.18%.

Market capitalization stands at USD 55.4 Billion\*.

\*(USD 1 = BDT 122.84 as on May 07, 2026).



## **02. Related Regulatory Decisions**

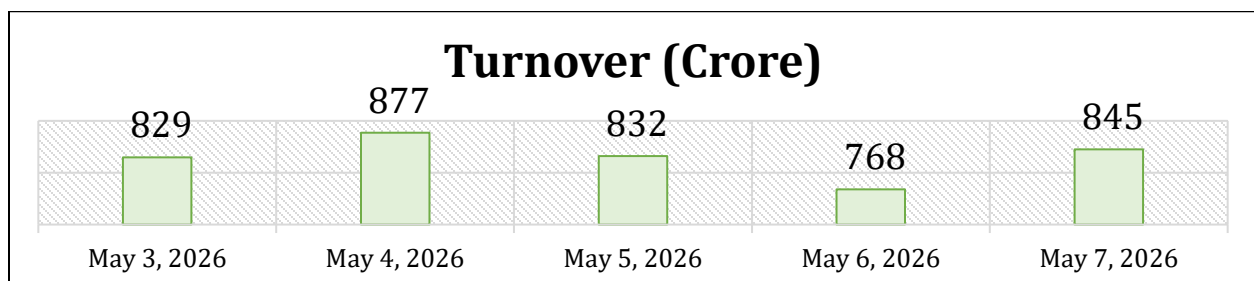
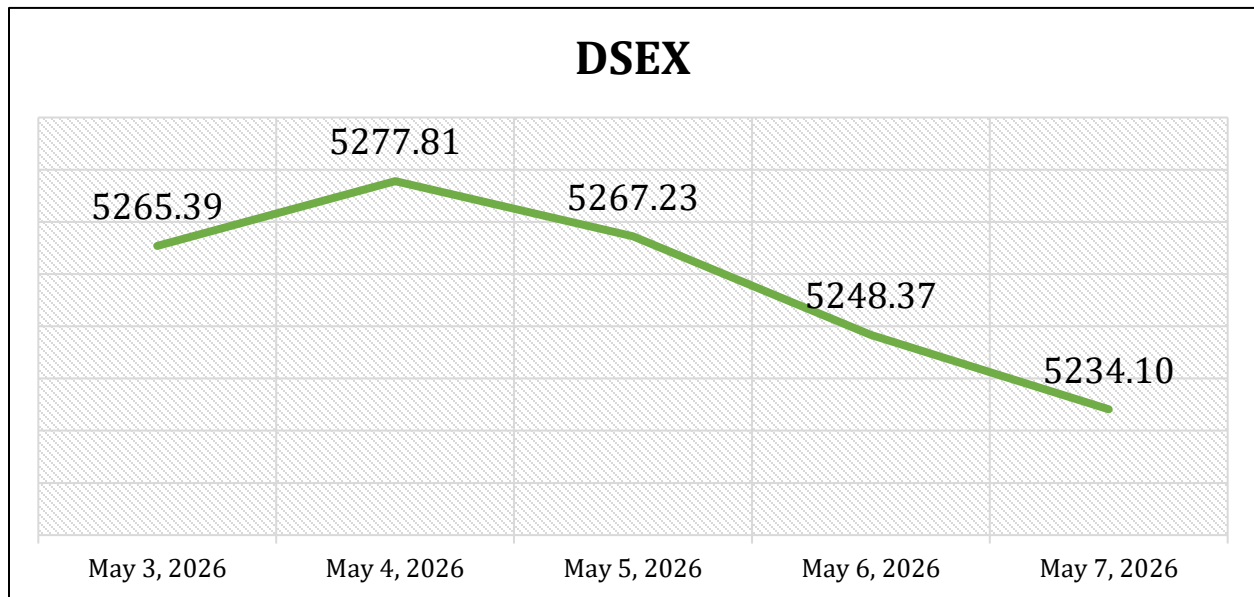
1. BSEC in a a press release stated that those listed companies that have failed to appoint at least one independent director as per corporate governance code 2018 accompanied by the latest amendments, are to comply with such ruling within June 30, 2026. If any listed company fails to do so, the Commission will take legal action against them.
2. BSEC in its 1012<sup>th</sup> commission meeting ordered Vanguard Asset Management Limited to reinvest funds back into its managed fund, “Vanguard AML Rupali Bank Balanced Fund” on account of violation of securities laws due to investments in Bengal Poly & Paper Sack Ltd. and AFC Health Ltd.. If the asset manager fails to invest the amount within 30 days, it will face fines by the Commission. Moreover, the Commission also decided to fine the trustee of the fund, ICB and notify to the Financial Reporting Council regarding the auditor of the fund, Malek Siddiqui Wali & Co., Chartered Accountants’ failure to disclose the 99% provisioning accurately in the audit report.
3. BSEC issued new directives for conversion of closed end mutual funds into open end mutual funds.



### 03. Secondary Market Highlights

#### Index Scenario

Indices	Current Week May 07 2026	Previous Week Apr 30 2026	Change	% Change
DSEX	5234.10	5286.87	-52.77	-1.00%
DS30	2001.61	2017.01	-15.40	-1.46%
DSES	1058.16	1052.79	5.37	0.27%





## Market Statistics

<b>Particulars</b>	<b>Current Week (May 03 - May 07 2026)</b>	<b>Previous Week (Apr 26 - Apr 30 2026)</b>	<b>Change</b>	<b>% Change</b>
Average Daily Turnover (Crore)	830	943	-113	-11.99%
Market P/E	9.13	9.22	-0.09	-0.98%
Market Cap. to GDP	12.33%	12.42%	-0.09%	-

**N.B.**

GDP is BDT 5,515,026.20 Crore (Final) as of 2024-25 according to BBS.

## Market Valuation

<b>Particulars</b>	<b>Value</b>				<b>% Share in Value</b>		
	<b>Current Week May 07 2026</b>	<b>Previous Week Apr 30 2026</b>	<b>Change</b>	<b>% Change</b>	<b>Current Week May 07 2026</b>	<b>Previous Week Apr 30 2026</b>	<b>Change</b>
Market Capitalization (Crore)	679,995	685,119	-5,124	-0.75%	-	-	-
Equity Market Capitalization (Crore)	335,256	337,863	-2,608	-0.77%	49.30%	49.31%	-0.01%
Mutual Fund Market Capitalization (Crore)	2,494	2,544	-50	-1.96%	0.37%	0.37%	0.00%
Debt Market Capitalization (Crore)	342,245	344,712	-2,466	-0.72%	50.33%	50.31%	0.02%



## Sector Valuation

<b>Sector</b>	<b>Current Week Market Cap. (Crore) May 07 2026</b>	<b>Previous Week Market Cap. (Crore) Apr 30 2026</b>	<b>Change</b>	<b>% Change</b>
Bank	70,570	72,887	-2,318	-3.18%
Cement	8,742	8,791	-50	-0.56%
Ceramics Sector	1,919	1,788	131	7.34%
Engineering	27,244	27,404	-161	-0.59%
Financial Institutions	8,812	8,867	-55	-0.62%
Food & Allied	22,660	22,726	-66	-0.29%
Fuel & Power	27,340	27,698	-358	-1.29%
Insurance	15,064	15,290	-226	-1.48%
IT Sector	2,771	2,728	43	1.57%
Jute	243	226	17	7.62%
Miscellaneous	21,945	21,862	83	0.38%
Mutual Funds	2,494	2,544	-50	-1.96%
Paper & Printing	2,071	2,089	-18	-0.87%
Pharmaceuticals & Chemicals	55,552	55,407	145	0.26%
Services & Real Estate	2,299	2,353	-54	-2.30%
Tannery Industries	2,308	2,318	-10	-0.44%
Telecommunication	50,688	50,565	123	0.24%
Textile	12,145	12,037	108	0.90%
Travel & Leisure	3,177	3,121	56	1.80%



Top 5 of The Week

<b>Gainers</b>		<b>Losers</b>		<b>Turnover Leaders</b>	
<i>Security</i>	<i>% Change</i>	<i>Security</i>	<i>% Change</i>	<i>Security</i>	<i>% Share</i>
MONNOCERA	32.35%	MERCANBANK	-20.45%	DOMINAGE	3.77%
SICL	31.01%	CITYBANK	-18.18%	NCCBANK	3.10%
MHSML	27.27%	ABBANK	-13.21%	LOVELLO	2.73%
COPPERTECH	19.28%	ISNLTD	-12.99%	MONNOCERA	2.49%
REGENTTEX	15.38%	EBL	-12.77%	ASIATICLAB	2.47%



## Price to Earnings Ratio of Sectors and Companies

<b>Sectoral Price to Earnings Ratio</b>			
<b>SL</b>	<b>Sectors</b>	<b>No. of Listed Companies/Funds</b>	<b>P/E</b>
1	Fuel & Power	23	5.7
2	Bank	36	5.8
3	Mutual Funds	37	9.0
4	Financial Institutions	23	9.2
5	Pharmaceuticals & Chemicals	34	9.8
6	Engineering	42	10.3
7	Cement	7	11.4
8	Telecommunication	3	13.2
9	Textile	58	13.7
10	Insurance	58	14.0
11	Services & Real Estate	4	14.1
12	Miscellaneous	15	14.8
13	Travel & Leisure	5	16.2
14	IT Sector	11	20.1
15	Food & Allied	21	22.1
16	Jute	3	22.4
17	Paper & Printing	6	27.8
18	Tannery Industries	6	137.3
19	Ceramics Sector	5	411.9

\*N/M = Not Meaningful.

P/E of Listed Scrips based on Latest Interim Financials				P/E of Listed Scrips based on Latest Interim Financials			
Sl.	Ticker Symbol	Close Price	Basic P/E	Sl.	Ticker Symbol	Close Price	Basic P/E
1	FIRSTSBANK	1.9	0	35	ACMELAB	76.4	6.1
2	NEWLIN	5.1	2.39	36	BANKASIA	19.6	6.16
3	SHURWID	6.1	2.42	37	ENVOYTEX	48.8	6.21
4	SOUTHEASTB	9.8	2.47	38	CONFIDCEM	59.5	6.27
5	PADMAOIL	173.6	2.96	39	MERCANBANK	7	6.36
6	JAMUNABANK	25	3.22	40	IDLC	37	6.47
7	SHAHJABANK	16.1	3.59	41	ICBAMCL2ND	6	6.72
8	MPETROLEUM	201.1	3.63	42	SQURPHARMA	210.6	6.78
9	POWERGRID	31.2	3.75	43	BARKAPOW	7.9	6.81
10	NCCBANK	16.5	3.85	44	SUMITPOWER	13.8	7.04
11	MTB	12.5	3.86	45	ICBAGRANI1	6.7	7.08
12	DUTCHBANGL	42.7	3.95	46	PF1STMF	7.2	7.11
13	PRIMEBANK	29	4.05	47	PRIME1ICBA	4.5	7.34
14	BSRMLTD	84.6	4.08	48	RELIANCINS	89	7.73
15	BPPL	16.2	4.25	49	BXPHERMA	122.6	7.79
16	CITYBANK	27	4.27	50	DBH	38.2	7.81
17	UTTARABANK	26	4.28	51	SEMLFBSLGF	5.2	7.96
18	EMERALDOIL	15.1	4.52	52	BRACBANK	73	8
19	EBL	23.9	4.57	53	ICBEPMF1S1	5.8	8.21
20	PUBALIBANK	38.3	4.57	54	PTL	58	8.46
21	DHAKABANK	12.3	4.64	55	SAIFPOWER	6	8.57
22	JAMUNAOIL	167.5	4.73	56	NAVANAPHAR	58.7	8.76
23	BSRMSTEEL	72.7	4.75	57	ICBSONALI1	4.5	8.88
24	BEACHHATCH	29.1	4.77	58	PIONEERINS	61.2	9
25	ICB3RDNRB	4.6	5.15	59	SPCL	53	9.1
26	DOREENPWR	29.1	5.25	60	UNIQUEHRL	36.8	9.23
27	MALEKSPIN	28.7	5.33	61	ASIAPACINS	43.4	9.35
28	VAMLRBBF	5.9	5.46	62	IFILISLMF1	4	9.38
29	UTTARAFIN	12.4	5.54	63	EHL	83.4	9.41
30	GLDNJMF	6.2	5.74	64	GENEXIL	26.6	9.41
31	CAPITECGBF	6.9	5.75	65	BDFINANCE	11.4	9.58
32	BSC	103.4	5.79	66	AL-HAJTEX	96.8	9.61
33	UPGDCL	116.6	5.95	67	SIPLC	70.8	9.62
34	SEMLLECMF	7.4	5.97	68	1STPRIMFMF	18.9	9.64



P/E of Listed Scrips based on Latest Interim Financials				P/E of Listed Scrips based on Latest Interim Financials			
Sl.	Ticker Symbol	Close Price	Basic P/E	Sl.	Ticker Symbol	Close Price	Basic P/E
69	PEOPLESINS	50.2	9.73	102	RENATA	413.8	15.22
70	AOL	15.5	9.75	103	MEGHNAINS	29.1	15.48
71	SBACBANK	5.6	10	104	ARGONDENIM	18.6	15.5
72	AIL	31.4	10.42	105	AAMRANET	16	15.58
73	CNATEX	3.2	10.43	106	NITOLINS	30.1	15.6
74	MATINSPINN	47.4	10.61	107	STANDARINS	44.3	15.6
75	PARAMOUNT	51.7	10.68	108	MERCINS	25.8	15.64
76	ITC	38.5	10.69	109	CRYSTALINS	71.8	15.88
77	DESCO	21.5	11.04	110	NORTHRNINS	30.7	16.1
78	KPCL	10.8	11.1	111	ISLAMIINS	42.8	16.46
79	GREENDELT	61.4	11.29	112	ROBI	29.6	16.54
80	LHB	50	11.36	113	NHFIL	22.7	16.69
81	MJLBD	90	11.42	114	IPDC	18.6	16.76
82	HWAWELLTEX	41.8	11.44	115	GRAMEENS2	12.2	16.94
83	IBNSINA	308.2	11.59	116	REPUBLIC	32.2	17.13
84	UNITEDFIN	13	12.26	117	PRIMEINSUR	34.5	17.42
85	NRBBANK	5.9	12.29	118	DHAKAINS	39.2	17.5
86	GP	241.1	12.3	119	PURABIGEN	28.7	17.5
87	FEDERALINS	23	12.5	120	BNICL	85.9	17.86
88	ACIFORMULA	139.5	12.67	121	ALARABANK	13.4	18.11
89	CAPMBDBLMF	11.9	12.93	122	PROVATIINS	35.8	18.27
90	BEACONPHAR	103.8	13.08	123	KEYACOSMET	4.4	18.33
91	MARICO	2748.9	13.34	124	ASIAINS	38.4	18.37
92	TAKAFULINS	32.4	13.5	125	ANWARGALV	99.2	18.6
93	WALTONHIL	358.4	13.93	126	BERGERPBL	1376.5	18.62
94	PRAGATIINS	74.5	14.03	127	LANKABAFIN	13.5	18.75
95	UNIONINS	34.1	14.21	128	INDEXAGRO	72.6	18.78
96	PREMIERCEM	38.3	14.43	129	EASTERNINS	54.5	18.92
97	PHENIXINS	37.7	14.5	130	SANDHANINS	21.9	19.04
98	KARNAPHULI	31.1	14.6	131	SIMTEX	24.5	19.14
99	OLYMPIC	144.4	14.62	132	ICICL	23.9	19.27
100	CONTININS	29	14.8	133	LOVELLO	79.3	19.44
101	TRUSTBANK	16	14.81	134	ASIATICLAB	103.3	19.52



P/E of Listed Scrips based on Latest Interim Financials				P/E of Listed Scrips based on Latest Interim Financials			
Sl.	Ticker Symbol	Close Price	Basic P/E	Sl.	Ticker Symbol	Close Price	Basic P/E
135	EIL	27.4	20.15	168	DGIC	22.6	28.73
136	PHARMAID	542.7	20.15	169	RDFOOD	20.5	29.57
137	BATBC	219.4	20.3	170	MAGURAPLEX	82.2	30.22
138	SAIHAMCOT	21.4	20.32	171	EGEN	23	30.26
139	EASTLAND	22.4	20.74	172	KOHINOOR	501.4	30.62
140	CENTRALINS	40.2	20.94	173	JANATAINS	35.7	30.78
141	RELIANCE1	11	21.15	174	AFCAGRO	7	30.88
142	SONARBAINS	37.1	21.24	175	ADVENT	13.6	30.91
143	CROWNCEMNT	49.4	21.79	176	UCB	9	32.14
144	TAMIJTEX	119.5	21.97	177	APEXFOOT	196.4	32.44
145	SONALIANSH	167.7	22.38	178	AMCL(PRAN)	209.9	33.21
146	SAPORTL	48.4	22.41	179	ETL	10.6	34.57
147	MIDLANDBNK	15.3	22.5	180	KAY&QUE	463.1	35.12
148	KDSALTD	46.1	22.75	181	AMANFEED	27.7	35.82
149	LINDEBD	659.7	22.84	182	RANFOUNDRY	150.1	35.85
150	SQUARETEXT	46.9	22.84	183	QUASEMIND	39.7	35.87
151	CVOPRL	156.9	23.16	184	RECKITTBEN	3367.4	36.19
152	ONEBANKPLC	6.5	23.21	185	SILCOPHL	15.7	36.8
153	MHSMML	25.2	23.33	186	SINOBANGLA	53.2	37.29
154	AGNISYSL	25.6	23.41	187	SHASHADNIM	19.8	38.08
155	RUPALIINS	24	23.53	188	ISLAMIBANK	32.6	38.35
156	GLOBALINS	31.7	23.66	189	QUEENSOUTH	12.3	38.44
157	CITYGENINS	104.4	23.73	190	BESTHLDNG	13.1	39.3
158	ADNTEL	60	24.19	191	SICL	33.8	40.24
159	SONALIPAPR	213.8	24.41	192	ACTIVEFINE	6.6	41.25
160	MONOSPOOL	100.9	24.49	193	SALAMCRST	15.5	41.52
161	BGIC	37.1	24.57	194	EASTRNLUB	1588.2	41.59
162	NATLIFEINS	98.1	25.09	195	BENGALWTL	25.3	43.13
163	ALIF	5.4	25.31	196	UNITEDINS	42.5	44.27
164	TECHNODRUG	40	25.42	197	AIBL1STIMF	3.9	44.32
165	MBL1STMF	3.8	26.64	198	COPPERTECH	26.6	44.33
166	SAIHAMTEX	19.3	28.38	199	APEXFOODS	264.1	44.51
167	SEMLIBLSF	6.1	28.59	200	MIRAKHTER	39.3	44.66



P/E of Listed Scrips based on Latest Interim Financials				P/E of Listed Scrips based on Latest Interim Financials			
Sl.	Ticker Symbol	Close Price	Basic P/E	Sl.	Ticker Symbol	Close Price	Basic P/E
201	BDCOM	27.7	45.16	234	MONNOCERA	107.2	335
202	NRBCBANK	7.5	46.88	235	DAFODILCOM	126.7	380.1
203	IFADAUTOS	22	51.56	236	ALLTEX	17.1	427.5
204	TOSRIFA	17.5	52.5	237	DULAMIACOT	126.5	474.38
205	STANDBANKL	4.3	53.75	238	IBP	13.3	498.75
206	JHRML	48.3	54.07	239	NFML	16	533.33
207	FINEFOODS	569.7	54.92	240	BANGAS	132	660
208	SALVO	34.8	59.32	241	HAMI	192.6	687.86
209	RUNNERAUTO	40.7	61.05	242	FUWANGCER	12.3	922.5
210	KBPPWBIL	48	63.16	243	BATASHOE	830.2	976.71
211	SAMORITA	67.1	65.36	244	LEGACYFOOT	70.4	1320
212	GBBPOWER	8	66.67	245	NAVANACNG	20.1	1507.5
213	OIMEX	13.8	69	246	MONNOAGML	354.3	1563.09
214	RAHIMTEXT	190.5	69.36	247	MONNOFABR	22.8	1710
215	UNILEVERCL	2034.2	80.85	248	BDAUTOCA	217.3	1810.83
216	NPOLYMER	28.3	84.9	249	ABBLPBOND	1050	-
217	GPHISPAT	15.9	88.33	250	AIBLPBOND	3700	-
218	INTRACO	17.7	88.5	251	APSCLBOND	1201.5	-
219	NAHEEACP	23.7	104.5	252	BANKASI1PB	8650	-
220	APEXSPINN	384	112.5	253	BEXGSUKUK	65.5	-
221	KTL	9.3	116.2	254	BSCPLC	140.5	-
222	LIBRAINFU	621	116.4	255	CBLPBOND	1037500	-
223	WATACHEM	135.3	116.6	256	CLICL	52.4	-
224	RUPALIBANK	16.4	117.1	257	DBLPBOND	6000	-
225	AGRANINS	22.8	126.6	258	DEBARACEM	1865	-
226	ORIONINFU	307	162.1	259	DEBBDLUGG	784	-
227	DELTASPINN	6.5	162.5	260	DEBBDWELD	1418.5	-
228	HAKKANIPUL	81.6	197.4	261	DEBBDZIPP	700	-
229	PDL	5.3	198.7	262	DEBBXDENIM	1450	-
230	ACFL	18.6	199.2	263	DEBBXFISH	835	-
231	AMBEEPHA	751.3	249.3	264	DEBBXKNI	900	-
232	VFSTD L	11.8	295	265	DEBBXTEX	1300	-
233	DSHGARME	118.8	318.2	266	DELTALIFE	72.9	-



P/E of Listed Scrips based on Latest Interim Financials				P/E of Listed Scrips based on Latest Interim Financials			
Sl.	Ticker Symbol	Close Price	Basic P/E	Sl.	Ticker Symbol	Close Price	Basic P/E
267	FAREASTLIF	21.2	-	300	ARAMITCEM	10.7	n/a
268	IBBL2PBOND	4000	-	301	ATLASBANG	70.4	n/a
269	IBBLPBOND	716	-	302	AZIZPIPES	62	n/a
270	MBPLCPBOND	4850	-	303	BAYLEASING	4.4	n/a
271	MEGHNALIFE	54.1	-	304	BBS	12.8	n/a
272	MITHUNKNIT	14.9	-	305	BBSCABLES	19.8	n/a
273	MTBPBOND	1000000	-	306	BDLAMPS	184.7	n/a
274	PADMALIFE	17	-	307	BDSERVICE	5.2	n/a
275	PBLPBOND	4650	-	308	BDTHAI	12.2	n/a
276	POPULARLIF	53.4	-	309	BDTHAIFOOD	21.5	n/a
277	PRAGATILIF	184.6	-	310	BDWELDING	15.2	n/a
278	PREBPPBOND	4700	-	311	BEXIMCO	110.1	n/a
279	PRIMELIFE	40.8	-	312	BIFC	4.2	n/a
280	PROGRESLIF	40	-	313	BPML	26.6	n/a
281	RENEWICKJA	513.3	-	314	CAPMIBBLMF	9.7	n/a
282	RUPALILIFE	85.1	-	315	CENTRALPHL	8.5	n/a
283	SEB1PBOND	4800	-	316	DACCADYE	15.1	n/a
284	SJIBLPBOND	4628.5	-	317	DBH1STMF	4.5	n/a
285	SLIPLC	73	-	318	DESHBANDHU	18.3	n/a
286	SUNLIFEINS	66.7	-	319	DOMINAGE	70	n/a
287	TILIL	45.6	-	320	DSSL	9.3	n/a
288	UCB2PBOND	4700	-	321	EBL1STMF	3.7	n/a
289	1JANATAMF	2.9	n/a	322	EBLNRBMF	3.1	n/a
290	AAMRATECH	11.9	n/a	323	ECABLES	120.1	n/a
291	ABB1STMF	3	n/a	324	EPGL	18	n/a
292	ABBANK	4.6	n/a	325	ESQUIRENIT	22.1	n/a
293	ACI	190	n/a	326	EXIM1STMF	3.5	n/a
294	ACMEPL	23.6	n/a	327	EXIMBANK	3	n/a
295	AFTABAUTO	26.9	n/a	328	FAMILYTEX	2.8	n/a
296	ANLIMAYARN	19.8	n/a	329	FARCHEM	15.9	n/a
297	APEXTANRY	96.9	n/a	330	FAREASTFIN	2.1	n/a
298	APOLOISPAT	3.1	n/a	331	FASFIN	2.2	n/a
299	ARAMIT	168.6	n/a	332	FBFIF	3	n/a



P/E of Listed Scrips based on Latest Interim Financials				P/E of Listed Scrips based on Latest Interim Financials			
Sl.	Ticker Symbol	Close Price	Basic P/E	Sl.	Ticker Symbol	Close Price	Basic P/E
333	FEKDIL	14.1	n/a	366	METROSPIN	8.9	n/a
334	FIRSTFIN	4.2	n/a	367	MIDASFIN	5.5	n/a
335	FORTUNE	13	n/a	368	MIRACLEIND	26	n/a
336	FUWANGFOOD	9.5	n/a	369	MLDYEING	8.4	n/a
337	GEMINISEA	111.9	n/a	370	NBL	3.9	n/a
338	GENNEXT	3	n/a	371	NCCBLMF1	4.1	n/a
339	GHAIL	12.6	n/a	372	NORTHERN	112	n/a
340	GHCL	18.5	n/a	373	NTC	159.7	n/a
341	GIB	1.7	n/a	374	NTLTUBES	60.1	n/a
342	GOLDENSON	14.5	n/a	375	NURANI	2.8	n/a
343	GQBALLPEN	677	n/a	376	OAL	5.7	n/a
344	GREENDELMF	3.4	n/a	377	ORIONPHARM	25.8	n/a
345	GSPFINANCE	3.9	n/a	378	PENINSULA	20	n/a
346	HEIDELBCEM	204.1	n/a	379	PHOENIXFIN	3.5	n/a
347	HFL	13.8	n/a	380	PHPMF1	3	n/a
348	HRTEX	18.3	n/a	381	PLFSL	2.2	n/a
349	ICB	35.5	n/a	382	POPULAR1MF	2.9	n/a
350	ICBIBANK	2.7	n/a	383	PREMIERBAN	4	n/a
351	IFIC	4.3	n/a	384	PREMIERLEA	2.1	n/a
352	IFIC1STMF	3.5	n/a	385	PRIMEFIN	3.3	n/a
353	ILFSL	2.2	n/a	386	PRIMETEX	18.4	n/a
354	INTECH	34.2	n/a	387	RAHIMAFOOD	93.8	n/a
355	ISLAMICFIN	10.3	n/a	388	RAKCERAMIC	23.4	n/a
356	ISNLTD	55.6	n/a	389	REGENTTEX	4.5	n/a
357	JMISMDL	127.3	n/a	390	RINGSHINE	3.5	n/a
358	JUTESPINN	216.3	n/a	391	RSRMSTEEL	7.4	n/a
359	KPPL	15.1	n/a	392	SAFKOSPINN	20.8	n/a
360	LRBDL	9.9	n/a	393	SAMATALETH	110	n/a
361	LRGLOBMF1	3.1	n/a	394	SAVAREFR	215.5	n/a
362	MAKSONSPIN	5.7	n/a	395	SEAPEARL	34.6	n/a
363	MEGCONMILK	32.9	n/a	396	SHARPIND	15.5	n/a
364	MEGHNACEM	29.9	n/a	397	SHEPHERD	16.4	n/a
365	MEGHNAPET	44	n/a	398	SHYAMPSUG	149.4	n/a



P/E of Listed Scrips based on Latest Interim Financials				P/E of Listed Scrips based on Latest Interim Financials			
Sl.	Ticker Symbol	Close Price	Basic P/E	Sl.	Ticker Symbol	Close Price	Basic P/E
399	SIBL	3	n/a	410	TRUSTB1MF	3	n/a
400	SILVAPHL	11.1	n/a	411	TUNGHAI	3.1	n/a
401	SINGERBD	80.1	n/a	412	UNIONBANK	1.5	n/a
402	SKTRIMS	8.9	n/a	413	UNIONCAP	3.9	n/a
403	SONARGAON	34.8	n/a	414	USMANIAGL	36	n/a
404	SPCERAMICS	20.5	n/a	415	VAMLBDMF1	7.1	n/a
405	SSSTEEL	4.8	n/a	416	WMSHIPYARD	8.3	n/a
406	STANCERAM	68.8	n/a	417	YPL	21.9	n/a
407	STYLECRAFT	51.2	n/a	418	ZAHEENSPIN	5.6	n/a
408	TALLUSPIN	7.9	n/a	419	ZAHINTEX	8.3	n/a
409	TITASGAS	16.3	n/a	420	ZEALBANGLA	121.1	n/a

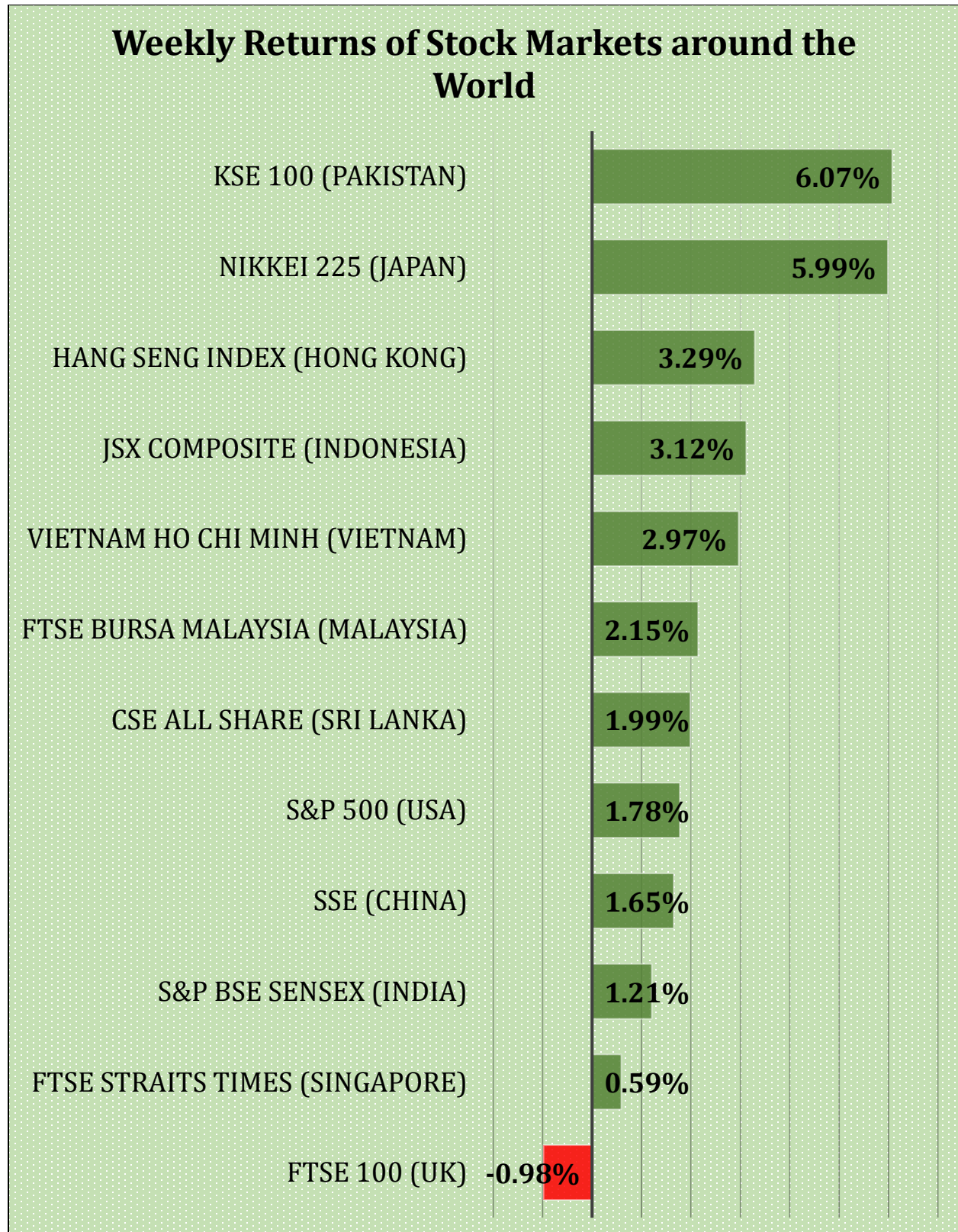
#### **04.Primary Market Highlights**

##### **Capital Raising in Progress**

Company/Fund	Amount to be Raised (Crore)	Method of Raising	Employee Amount (Crore)	EI/QI Amount (Crore)	GP Amount (Crore)	Face Value	Cut-off Price	Offer Price	Status
-	-	-	-	-	-	-	-	-	-

\*N/A = Not Applicable, TBD = To Be Determined.

**05. World Stock Markets**





## ***Disclaimer***

This document has been prepared for information purposes only and does not solicit any action based on the material contained herein. Therefore, this document should not be considered as an offer to buy or sell or subscribe to any security. Neither Bangladesh Merchant Bankers Association nor the preparer of this report nor any other related party can be held accountable for any actions based on this report. Bangladesh Merchant Bankers Association or the preparer of this report or any other related party does not guarantee the accuracy or correctness of the data presented herein. However, reasonable care has been ensured in collecting and analyzing the data contained in this report.

## ***Report Prepared By***

**Farhan Hasan**

Research Analyst

*farhan.hasan.official@gmail.com*

## ***Data Sources***

Dhaka Stock Exchange PLC. (<https://www.dsebd.org/index.php>)

Bangladesh Securities and Exchange Commission. (<https://sec.gov.bd/home>)

Bangladesh Bank. (<https://www.bb.org.bd/en/>)

Insurance Development and Regulatory Authority. (<http://www.idra.org.bd>)

Microcredit Regulatory Authority. (<https://mra.gov.bd/>)

Bangladesh Bureau of Statistics. (<http://bbs.gov.bd/>)

ESS Bangladesh. (<https://www.essbangladesh.com/login.xhtml>)

Trading Economics. (<https://tradingeconomics.com/>)

## ***Report Available at***

Bangladesh Merchant Bankers Association (Weekly Report Tab)

(<https://www.bmba.com.bd/weekly-report/>)



**Bangladesh Merchant Bankers Association**

Saiham Sky View Tower (5<sup>th</sup> Floor), 45 Bijoy Nagar, Dhaka-1000

Tel: 88-02-8392158, Fax: 88-02-8392159

Email: [president@bmba.com.bd](mailto:president@bmba.com.bd)

Web: [www.bmba.com.bd](http://www.bmba.com.bd)