



**Bangladesh Merchant
Bankers Association**

Weekly Market Report

17th May to 21st May, 2026

Week 20 of the Calendar Year

Contents

- 1. Market Commentary***
- 2. Related Regulatory Decisions***
- 3. Secondary Market Highlights***
- 4. Primary Market Highlights***
- 5. World Stock Markets***



01. Market Commentary

DSEX ended in green for the week increasing by 18.90 points [0.36%] compared to the previous week. It stands at 5264.12 points.

Index managed to stay positive for the second consecutive week by a small margin just like in the previous week. The market began on a negative note as bank scrip prices fell due to dividend adjustments. However, bargain hunters stepped in to buy undervalued scrips. There was both selling and buying pressure observed during the week however, the investors were in cautious mode due to ongoing uncertainty regarding market direction amidst global geopolitical ambiguities.

Investor participation decreased by around 10% compared to the previous week keeping the average turnover around the BDT 800 Crore mark. Investors' trades in this week focused on Pharmaceuticals scrips followed by General Insurance and Engineering scrips. In terms of sectoral returns, the Travel & Leisure sector was the highest positive with 3.59% while the Services & Real Estate sector was highest negative with -2.77%.

Market capitalization stands at USD 55.4 Billion*.

*(USD 1 = BDT 122.81 as on May 21, 2026).



02. Related Regulatory Decisions

1. BSEC in its 1015th commission meeting stated the following:
 - a. Issuance of draft “Bangladesh Securities and Exchange Commission (Enlistment of Audit Firms and their partners) Guidelines, 2026” for public opinion.
 - b. Approval of “বাংলাদেশ সিকিউরিটিজ অ্যান্ড এক্সচেঞ্জ কমিশন (পুঁজিবাজার সংশ্লিষ্ট তথ্য প্রকাশ ও তথ্য-প্রকাশকারীর (whistleblower) সুরক্ষা প্রদান) বিধিমালা, ২০২৬”.

2. BSEC in its 1014th commission meeting stated the following:
 - a. Fining the Board and Management of Khan Brothers PP Woven Bag Industries Ltd. and Genex Infosys PLC for violation of securities laws.
 - b. Directing Aftab Automobiles Ltd. to pay the unpaid dividends within the next 30 days, if not paid then within the next 7 days, the board and management of the company will be fined accordingly.
 - c. Appointing Focal Point and Deputy Focal Point Officer for co-operating with the Office of the District commissioner for enhancing investment knowledge.

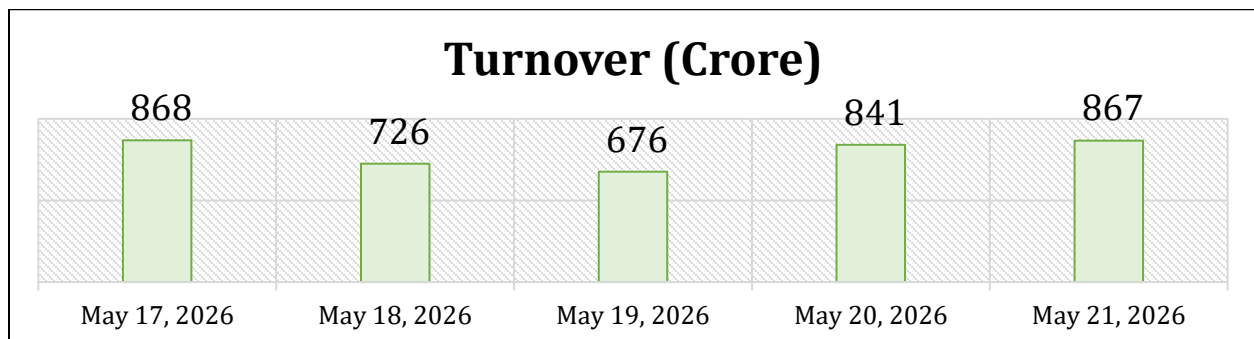
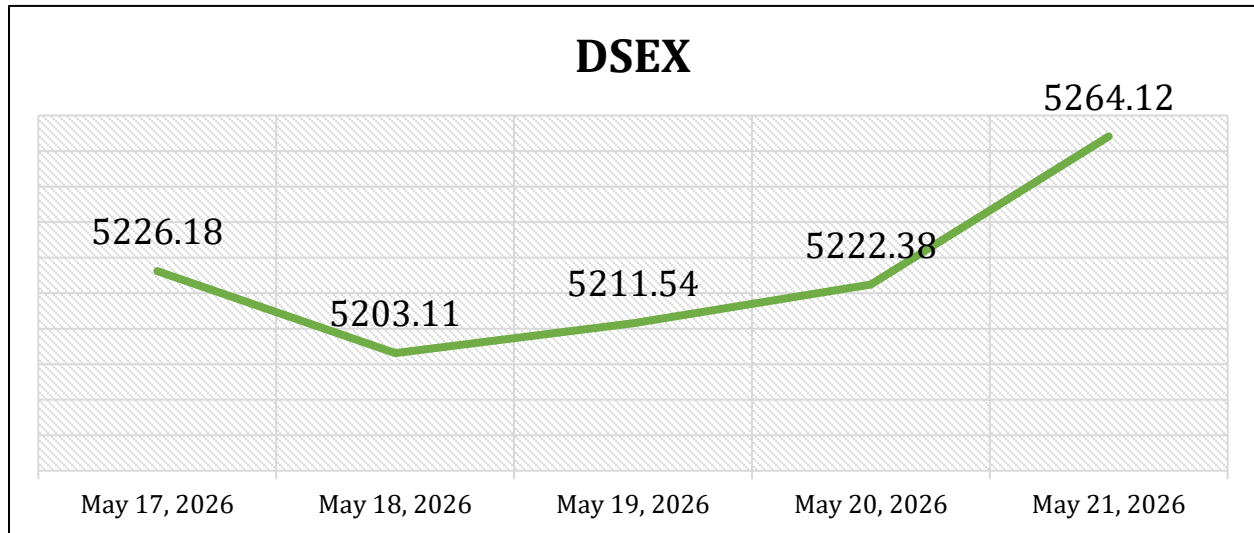
3. Bangladesh Bank in a circular stated that, the sales proceeds of foreign investors’ selling shares / securities through their Non-Resident Investors Taka Account (NITA) is to be credited by the ADs to the NITA account and withholding of necessary of capital gains tax without the need for any certificate from any chartered accountant firm.



03. Secondary Market Highlights

Index Scenario

Indices	Current Week May 21 2026	Previous Week May 14 2026	Change	% Change
DSEX	5264.12	5245.22	18.90	0.36%
DS30	1995.35	1981.67	13.68	1.28%
DSES	1069.47	1066.12	3.35	0.17%





Market Statistics

Particulars	Current Week (May 17 - May 21 2026)	Previous Week (May 10 - May 14 2026)	Change	% Change
Average Daily Turnover (Crore)	796	879	-84	-9.52%
Market P/E	8.61	8.86	-0.25	-2.82%
Market Cap. to GDP	12.33%	12.28%	0.05%	-

N.B.

GDP is BDT 5,515,026.20 Crore (Final) as of 2024-25 according to BBS.

Market Valuation

Particulars	Value				% Share in Value		
	Current Week May 21 2026	Previous Week May 14 2026	Change	% Change	Current Week May 21 2026	Previous Week May 14 2026	Change
Market Capitalization (Crore)	679,819	677,337	2,482	0.37%	-	-	-
Equity Market Capitalization (Crore)	336,467	335,371	1,096	0.33%	49.49%	49.51%	-0.02%
Mutual Fund Market Capitalization (Crore)	2,504	2,548	-44	-1.74%	0.37%	0.38%	-0.01%
Debt Market Capitalization (Crore)	340,849	339,418	1,431	0.42%	50.14%	50.11%	0.03%



Sector Valuation

Sector	Current Week Market Cap. (Crore) May 21 2026	Previous Week Market Cap. (Crore) May 14 2026	Change	% Change
Bank	70,139	70,251	-112	-0.16%
Cement	8,677	8,584	93	1.09%
Ceramics Sector	1,960	1,958	1	0.06%
Engineering	27,773	27,617	156	0.57%
Financial Institutions	9,263	9,164	99	1.08%
Food & Allied	22,378	22,437	-59	-0.26%
Fuel & Power	27,642	27,444	198	0.72%
Insurance	15,442	15,420	22	0.14%
IT Sector	2,909	2,895	15	0.50%
Jute	265	257	8	2.92%
Miscellaneous	22,045	21,901	144	0.66%
Mutual Funds	2,504	2,548	-44	-1.73%
Paper & Printing	2,069	2,081	-12	-0.56%
Pharmaceuticals & Chemicals	55,818	55,460	359	0.65%
Services & Real Estate	2,191	2,254	-63	-2.77%
Tannery Industries	2,339	2,381	-42	-1.76%
Telecommunication	50,059	49,947	112	0.22%
Textile	12,248	12,378	-131	-1.06%
Travel & Leisure	3,350	3,234	116	3.59%



Top 5 of The Week

Gainers		Losers		Turnover Leaders	
<i>Security</i>	<i>% Change</i>	<i>Security</i>	<i>% Change</i>	<i>Security</i>	<i>% Share</i>
SKTRIMS	30.10%	APEXSPINN	-21.86%	ASIATICLAB	3.76%
PREMIERLEA	26.09%	UTTARABANK	-19.69%	NCCBANK	2.93%
MEGHNAPET	24.21%	APEXTANRY	-14.50%	RDFOOD	2.87%
PRIMEFIN	20.69%	PUBALIBANK	-13.32%	DOMINAGE	2.66%
MIRAKHTER	19.47%	BRACBANK	-12.45%	TECHNODRUG	2.35%



Price to Earnings Ratio of Sectors and Companies

Sectoral Price to Earnings Ratio			
SL	Sectors	No. of Listed Companies/Funds	P/E
1	Bank	36	4.9
2	Fuel & Power	23	5.8
3	Mutual Funds	36	8.9
4	Pharmaceuticals & Chemicals	34	9.9
5	Financial Institutions	23	10.4
6	Engineering	42	10.5
7	Tannery Industries	6	11.5
8	Cement	7	12.5
9	Telecommunication	3	13.1
10	Services & Real Estate	4	13.5
11	Textile	58	13.6
12	Insurance	58	14.3
13	Miscellaneous	15	15.0
14	Travel & Leisure	5	16.9
15	Food & Allied	21	17.1
16	IT Sector	11	21.0
17	Jute	3	25.0
18	Paper & Printing	6	28.0
19	Ceramics Sector	5	388.6

*N/M = Not Meaningful.

P/E of Listed Scrips based on Latest Interim Financials				P/E of Listed Scrips based on Latest Interim Financials			
Sl.	Ticker Symbol	Close Price	Basic P/E	Sl.	Ticker Symbol	Close Price	Basic P/E
1	FIRSTSBANK	1.9	0	35	BSC	102.1	5.84
2	SHURWID	5.9	2.34	36	UPGDCL	116.1	5.93
3	NEWLIN	5.1	2.39	37	SEMLLECMF	7.4	5.97
4	SOUTHEASTB	9.9	2.5	38	MERCANBANK	7	6.03
5	PADMAOIL	173.8	2.96	39	ACMELAB	75.9	6.06
6	JAMUNABANK	25	3.22	40	ENVOYTEX	48.2	6.14
7	MTB	11.6	3.58	41	CONFIDCEM	59	6.21
8	NCCBANK	15.9	3.58	42	IDLC	36.5	6.38
9	MPETROLEUM	198.5	3.59	43	ICBAMCL2ND	6	6.72
10	SHAHJABANK	16.1	3.59	44	SQURPHARMA	209.3	6.74
11	DUTCHBANGL	39.3	3.64	45	ICBAGRANI1	6.7	7.08
12	UTTARABANK	20.8	3.94	46	SUMITPOWER	14	7.14
13	POWERGRID	33.5	4.03	47	BARKAPOW	8.3	7.16
14	PRIMEBANK	29.1	4.06	48	PF1STMF	7.4	7.3
15	BSRMLTD	86.3	4.17	49	PRIME1ICBA	4.5	7.34
16	CITYBANK	27.6	4.37	50	RELIANCINS	87.6	7.6
17	BANKASIA	17.3	4.41	51	BXPHARMA	122.4	7.78
18	BSRMSTEEL	71.7	4.68	52	BATASHOE	846.2	7.79
19	JAMUNAOIL	166.4	4.7	53	SEMLFBSLGF	5.4	8.27
20	BPPL	18	4.72	54	PTL	56.8	8.29
21	BEACHHATCH	29.1	4.77	55	SAIFPOWER	6	8.57
22	PUBALIBANK	33.2	4.83	56	PIONEERINS	58.5	8.6
23	DHAKABANK	11	4.91	57	ICBEPMF1S1	6.4	9.06
24	EBL	24.5	4.94	58	BSCPLC	142.6	9.13
25	ICB3RDNRB	4.5	5.04	59	EHL	81.9	9.24
26	EMERALDOIL	16.9	5.06	60	ASIAPACINS	43	9.27
27	MALEKSPIN	28	5.2	61	AL-HAJTEX	93.4	9.28
28	DOREENPWR	29.6	5.34	62	SPCL	54.6	9.37
29	VAMLRBBF	5.8	5.37	63	IFILISLMF1	4	9.38
30	ONEBANKPLC	7.5	5.51	64	1STPRIMFMF	18.4	9.39
31	BRACBANK	64	5.52	65	PEOPLESINS	48.5	9.4
32	UTTARAFIN	12.4	5.54	66	ICBSONALI1	4.8	9.47
33	GLDNJMF	6.2	5.74	67	UNIQUEHRL	37.8	9.48
34	CAPITECGBF	6.9	5.75	68	DBH	37.3	9.61



P/E of Listed Scrips based on Latest Interim Financials				P/E of Listed Scrips based on Latest Interim Financials			
Sl.	Ticker Symbol	Close Price	Basic P/E	Sl.	Ticker Symbol	Close Price	Basic P/E
69	GENEXIL	27.2	9.62	102	OLYMPIC	142.8	14.45
70	NAVANAPHAR	67.8	10.12	103	TAKAFULINS	34.7	14.46
71	SIPLC	75.2	10.22	104	ARGONDENIM	17.8	14.83
72	SBACBANK	5.8	10.36	105	RENATA	406.2	14.94
73	AOL	16.6	10.44	106	NORTHRNINS	35.5	15.04
74	PARAMOUNT	51.2	10.58	107	PREMIERCEM	40.1	15.11
75	MATINSPINN	47.5	10.63	108	PHENIXINS	40.3	15.5
76	AIL	32.3	10.72	109	REPUBLIC	34.8	15.82
77	CNATEX	3.3	10.76	110	CRYSTALINS	72.2	15.97
78	ITC	39	10.83	111	AAMRANET	16.6	16.17
79	PRAGATIINS	71.6	10.98	112	NITOLINS	31.7	16.42
80	KPCL	10.8	11.1	113	STANDARINS	47.1	16.58
81	MJLBD	88.6	11.24	114	ROBI	29.2	16.59
82	DESCO	22	11.3	115	GRAMEENS2	12	16.67
83	HWAWELLTEX	41.9	11.47	116	CONTININS	33.4	17.04
84	IBNSINA	308.9	11.62	117	MEGHNAINS	32.3	17.18
85	NRBBANK	5.6	11.67	118	PURABIGEN	29.7	17.27
86	PRIMEINSUR	38.2	12.09	119	NHFIL	23.6	17.35
87	GP	237.7	12.13	120	LANKABAFIN	13.1	18.19
88	KARNAPHULI	33.9	12.46	121	ANWARGALV	97.2	18.23
89	ACIFORMULA	139.7	12.68	122	SAIHAMCOT	19.2	18.23
90	LHB	49.6	12.78	123	BERGERPBL	1380	18.67
91	BEACONPHAR	102.5	12.92	124	LOVELLO	76.2	18.68
92	CAPMBDBLMF	12.2	13.26	125	ASIAINS	38.3	18.77
93	MARICO	2740.2	13.3	126	ISLAMIINS	48.9	18.81
94	BNICL	86.6	13.45	127	INDEXAGRO	72.9	18.85
95	BGIC	37.6	13.62	128	SIMTEX	24.4	19.06
96	FEDERALINS	25.1	13.64	129	EASTERNINS	56.7	19.16
97	BATBC	211.8	13.65	130	KEYACOSMET	4.6	19.17
98	WALTONHIL	360.4	14.01	131	RELIANCE1	10	19.23
99	UNIONINS	39	14.34	132	GREENDELT	57.4	19.66
100	TRUSTBANK	15.5	14.35	133	SANDHANINS	23.3	20.26
101	NRBCBANK	7.5	14.42	134	EIL	27.6	20.29



P/E of Listed Scrips based on Latest Interim Financials				P/E of Listed Scrips based on Latest Interim Financials			
Sl.	Ticker Symbol	Close Price	Basic P/E	Sl.	Ticker Symbol	Close Price	Basic P/E
135	SAPORTL	44.3	20.51	168	JANATAINS	34.1	29.4
136	CENTRALINS	39.9	20.78	169	IPDC	19	29.69
137	RUPALIINS	27.7	20.98	170	MAGURAPLEX	81.5	29.96
138	MHSMML	22.9	21.2	171	KOHINOOR	501.2	30.61
139	MERCINS	28.9	21.25	172	AFCAGRO	7	30.88
140	TAMIJTEX	117.3	21.56	173	ADVENT	13.9	31.59
141	MIDLANDBNK	14.7	21.62	174	UCB	8.9	31.79
142	PHARMAID	584.6	21.71	175	APEXFOOT	196.1	32.4
143	CROWNCEMNT	49.5	21.84	176	EGEN	24.9	32.76
144	PROVATIINS	42.9	21.89	177	AMCL(PRAN)	217.8	34.46
145	SQUARETEXT	45.8	22.31	178	KAY&QUE	456.4	34.61
146	ICICL	27.8	22.42	179	AGRANINS	24	35.29
147	LINDEBD	651.8	22.57	180	RECKITBEN	3352.3	36.03
148	DHAKAINS	39.6	23.02	181	RANFOUNDRY	152.6	36.45
149	CVOPRL	158.7	23.43	182	ETL	11.3	36.85
150	EASTLAND	25.6	23.7	183	SINOBANGLA	53.6	37.57
151	ASIATICLAB	126	23.8	184	SILCOPHL	16.4	38.44
152	CITYGENINS	106	24.09	185	QUASEMIND	43.9	39.67
153	ALARABANK	13.6	24.29	186	QUEENSOUTH	12.7	39.69
154	MONOSPOOL	100.5	24.39	187	SHASHADNIM	20.9	40.19
155	AGNISYSL	26.8	24.51	188	SALAMCRST	15.2	40.71
156	ADNTEL	60.9	24.56	189	AMANFEED	31.5	40.73
157	ALIF	5.3	24.84	190	BESTHLDNG	13.9	41.7
158	NATLIFEINS	97.5	24.94	191	ACTIVEFINE	6.7	41.88
159	SONALIANS	187.1	24.97	192	SONARBAINS	44.5	42.79
160	GLOBALINS	33.6	25.07	193	UNITEDINS	41.4	43.13
161	SONALIPAPR	219.6	25.07	194	COPPERTECH	26.2	43.67
162	BDFINANCE	11.1	25.23	195	AIBL1STIMF	3.9	44.32
163	KDSALTD	51.2	25.26	196	BENGALWTL	26.1	44.49
164	SAIHAMTEX	17.3	25.44	197	SICL	38.1	45.36
165	MBL1STMF	3.7	25.93	198	RDFOOD	32.1	46.3
166	SEMLIBLSF	6.1	28.59	199	APEXFOODS	276	46.52
167	TECHNODRUG	45	28.6	200	BDCOM	28.7	46.79



P/E of Listed Scrips based on Latest Interim Financials				P/E of Listed Scrips based on Latest Interim Financials			
Sl.	Ticker Symbol	Close Price	Basic P/E	Sl.	Ticker Symbol	Close Price	Basic P/E
201	EASTRN LUB	1929	50.52	234	VFSTDL	15.8	395
202	MIRAKHTER	45.4	51.59	235	DAFODILCOM	138.8	416.4
203	TOSRIFA	18.1	54.3	236	ALLTEX	17.2	430
204	DGIC	24	54.55	237	DULAMIACOT	142.7	535.13
205	FINEFOODS	569.2	54.87	238	IBP	14.6	547.5
206	STANDBANKL	4.4	55	239	NFML	16.9	563.33
207	JHRML	49.8	55.75	240	HAMI	173.1	618.21
208	IFADAUTOS	23.9	56.02	241	BANGAS	130.2	651
209	RUNNERAUTO	40.8	61.2	242	FUWANGCER	13.2	990
210	KBPPWBIL	48.2	63.42	243	LEGACYFOOT	68.6	1286.25
211	SALVO	37.6	64.09	244	MONNOAGML	341.4	1506.18
212	SAMORITA	68.8	67.01	245	NAVANACNG	20.4	1530
213	RAHIMTEXT	192.4	70.05	246	MONNOFABR	23.2	1740
214	GBBPOWER	8.8	73.33	247	BDAUTOCA	216.8	1806.67
215	OIMEX	14.7	73.5	248	ABBLPBOND	1080	-
216	UNITEDFIN	12.1	75.63	249	AIBLPBOND	3950	-
217	UNILEVERCL	2034.2	80.85	250	APSCLBOND	1190	-
218	GPHISPAT	15.9	88.33	251	BANKASI1PB	8650	-
219	INTRACO	17.7	88.5	252	BEXGSUKUK	68	-
220	NPOLYMER	32.8	98.4	253	CBLPBOND	1037500	-
221	APEXSPINN	339.6	99.49	254	CLICL	54.6	-
222	LIBRAINFU	591.8	110.9	255	DBLPBOND	6000	-
223	WATACHEM	133.3	114.9	256	DEBARACEM	1865	-
224	KTL	9.2	115	257	DEBBDLUGG	784	-
225	NAHEEACP	29.4	129.7	258	DEBBDWELD	1418.5	-
226	ORIONINFU	308	162.6	259	DEBBDZIPP	700	-
227	DELTASPINN	6.8	170	260	DEBBXDENIM	1450	-
228	HAKKANIPUL	77.3	187.0	261	DEBBXFISH	835	-
229	PDL	5.2	195	262	DEBBXKNI	900	-
230	ACFL	21.6	231.4	263	DEBBXTEX	1300	-
231	AMBEEPHA	775	257.1	264	DELTALIFE	74.1	-
232	MONNOCERA	95.4	298.1	265	FAREASTLIF	20.8	-
233	DSHGARME	119.6	320.3	266	IBBL2PBOND	4000	-



P/E of Listed Scrips based on Latest Interim Financials				P/E of Listed Scrips based on Latest Interim Financials			
Sl.	Ticker Symbol	Close Price	Basic P/E	Sl.	Ticker Symbol	Close Price	Basic P/E
267	IBBLPBOND	730.5	-	300	AZIZPIPES	60.5	n/a
268	MBPLCPBOND	4850	-	301	BAYLEASING	4.5	n/a
269	MEGHNALIFE	54.8	-	302	BBS	12.7	n/a
270	MITHUNKNIT	15.5	-	303	BBSCABLES	23.2	n/a
271	MTBPBOND	1000000	-	304	BDLAMPS	182	n/a
272	PADMALIFE	17.7	-	305	BDSERVICE	5.2	n/a
273	PBLPBOND	4650	-	306	BDTHAI	12.9	n/a
274	POPULARLIF	53.7	-	307	BDTHAIFOOD	23.4	n/a
275	PRAGATILIF	182.5	-	308	BDWELDING	16	n/a
276	PREBPBOND	4700	-	309	BEXIMCO	110.1	n/a
277	PRIMELIFE	43.2	-	310	BIFC	4.8	n/a
278	PROGRESLIF	40	-	311	BPML	26.2	n/a
279	RENWICKJA	512	-	312	CAPMIBBLMF	9.3	n/a
280	RUPALILIFE	86.8	-	313	CENTRALPHL	8.8	n/a
281	SEB1PBOND	4800	-	314	DACCADYE	15.1	n/a
282	SJIBLPBOND	4400	-	315	DBH1STMF	4.5	n/a
283	SONALILIFE	74.2	-	316	DESHBANDHU	18.5	n/a
284	SUNLIFEINS	68.7	-	317	DOMINAGE	74.5	n/a
285	TILIL	46.4	-	318	DSSL	9.4	n/a
286	UCB2PBOND	4700	-	319	EBL1STMF	3.8	n/a
287	1JANATAMF	3	n/a	320	EBLNRBMF	3	n/a
288	AAMRATECH	13.5	n/a	321	ECABLES	120.8	n/a
289	ABB1STMF	3.1	n/a	322	EPGL	18.6	n/a
290	ABBANK	4.3	n/a	323	ESQUIRENIT	23.6	n/a
291	ACI	185.3	n/a	324	EXIM1STMF	3.5	n/a
292	ACMEPL	24.3	n/a	325	EXIMBANK	3	n/a
293	AFTABAUTO	28.8	n/a	326	FAMILYTEX	3	n/a
294	ANLIMAYARN	24.7	n/a	327	FARCHEM	19.1	n/a
295	APEXTANRY	103.8	n/a	328	FAREASTFIN	1.7	n/a
296	APOLOISPAT	3.4	n/a	329	FASFIN	1.7	n/a
297	ARAMIT	168.8	n/a	330	FBFIF	3	n/a
298	ARAMITCEM	10.9	n/a	331	FEKDIL	14.3	n/a
299	ATLASBANG	71.5	n/a	332	FIRSTFIN	4.5	n/a



P/E of Listed Scrips based on Latest Interim Financials				P/E of Listed Scrips based on Latest Interim Financials			
Sl.	Ticker Symbol	Close Price	Basic P/E	Sl.	Ticker Symbol	Close Price	Basic P/E
333	FORTUNE	13.5	n/a	366	MIDASFIN	5.7	n/a
334	FUWANGFOOD	10.2	n/a	367	MIRACLEIND	27.9	n/a
335	GEMINISEA	112.6	n/a	368	MLDYEING	9.7	n/a
336	GENNEXT	3.2	n/a	369	NBL	3.9	n/a
337	GHAIL	13.5	n/a	370	NCCBLMF1	4.4	n/a
338	GHCL	20.1	n/a	371	NORTHERN	109.4	n/a
339	GIB	1.7	n/a	372	NTC	152.7	n/a
340	GOLDENSON	15.1	n/a	373	NTLTUBES	59.8	n/a
341	GQBALLPEN	667.3	n/a	374	NURANI	2.9	n/a
342	GREENDELMF	3.4	n/a	375	OAL	5.8	n/a
343	GSPFINANCE	4	n/a	376	ORIONPHARM	25.7	n/a
344	HEIDELBCEM	197.7	n/a	377	PENINSULA	23.4	n/a
345	HFL	16.7	n/a	378	PHOENIXFIN	3.3	n/a
346	HRTEX	19	n/a	379	PHPMF1	3	n/a
347	ICB	41.3	n/a	380	PLFSL	1.7	n/a
348	ICBIBANK	2.7	n/a	381	POPULAR1MF	3	n/a
349	IFIC	4.3	n/a	382	PREMIERBAN	3.9	n/a
350	IFIC1STMF	3.4	n/a	383	PREMIERLEA	2.9	n/a
351	ILFSL	1.7	n/a	384	PRIMEFIN	3.5	n/a
352	INTECH	36.7	n/a	385	PRIMETEX	19.5	n/a
353	ISLAMIBANK	32.6	n/a	386	RAHIMAFOOD	99.9	n/a
354	ISLAMICFIN	10.6	n/a	387	RAKCERAMIC	24.2	n/a
355	ISNLTD	60.5	n/a	388	REGENTTEX	4.6	n/a
356	JMISMDL	122.4	n/a	389	RINGSHINE	3.5	n/a
357	JUTESPINN	225.5	n/a	390	RSRMSTEEL	7.3	n/a
358	KPPL	14.8	n/a	391	RUPALIBANK	16	n/a
359	LRBDL	10.1	n/a	392	SAFKOSPINN	23.3	n/a
360	LRGLOBMF1	3.3	n/a	393	SAMATALETH	108.2	n/a
361	MAKSONSPIN	5.6	n/a	394	SAVAREFR	215.5	n/a
362	MEGCONMILK	40.8	n/a	395	SEAPEARL	36.1	n/a
363	MEGHNACEM	30.4	n/a	396	SHARPIND	16.7	n/a
364	MEGHNAPET	66.7	n/a	397	SHEPHERD	15.3	n/a
365	METROSPIN	9.2	n/a	398	SHYAMPSUG	147.4	n/a



P/E of Listed Scrips based on Latest Interim Financials				P/E of Listed Scrips based on Latest Interim Financials			
Sl.	Ticker Symbol	Close Price	Basic P/E	Sl.	Ticker Symbol	Close Price	Basic P/E
399	SIBL	3	n/a	410	TRUSTB1MF	3	n/a
400	SILVAPHL	12.2	n/a	411	TUNGHAI	3	n/a
401	SINGERBD	78.6	n/a	412	UNIONBANK	1.5	n/a
402	SKTRIMS	13.4	n/a	413	UNIONCAP	4.6	n/a
403	SONARGAON	42.9	n/a	414	USMANIAGL	35.9	n/a
404	SPCERAMICS	23	n/a	415	VAMLBDMF1	7.1	n/a
405	SSSTEEL	4.8	n/a	416	WMSHIPYARD	8.5	n/a
406	STANCERAM	71.2	n/a	417	YPL	25.3	n/a
407	STYLECRAFT	50.7	n/a	418	ZAHEENSPIN	5.6	n/a
408	TALLUSPIN	8.7	n/a	419	ZAHINTEX	8.1	n/a
409	TITASGAS	16	n/a	420	ZEALBANGLA	123.5	n/a

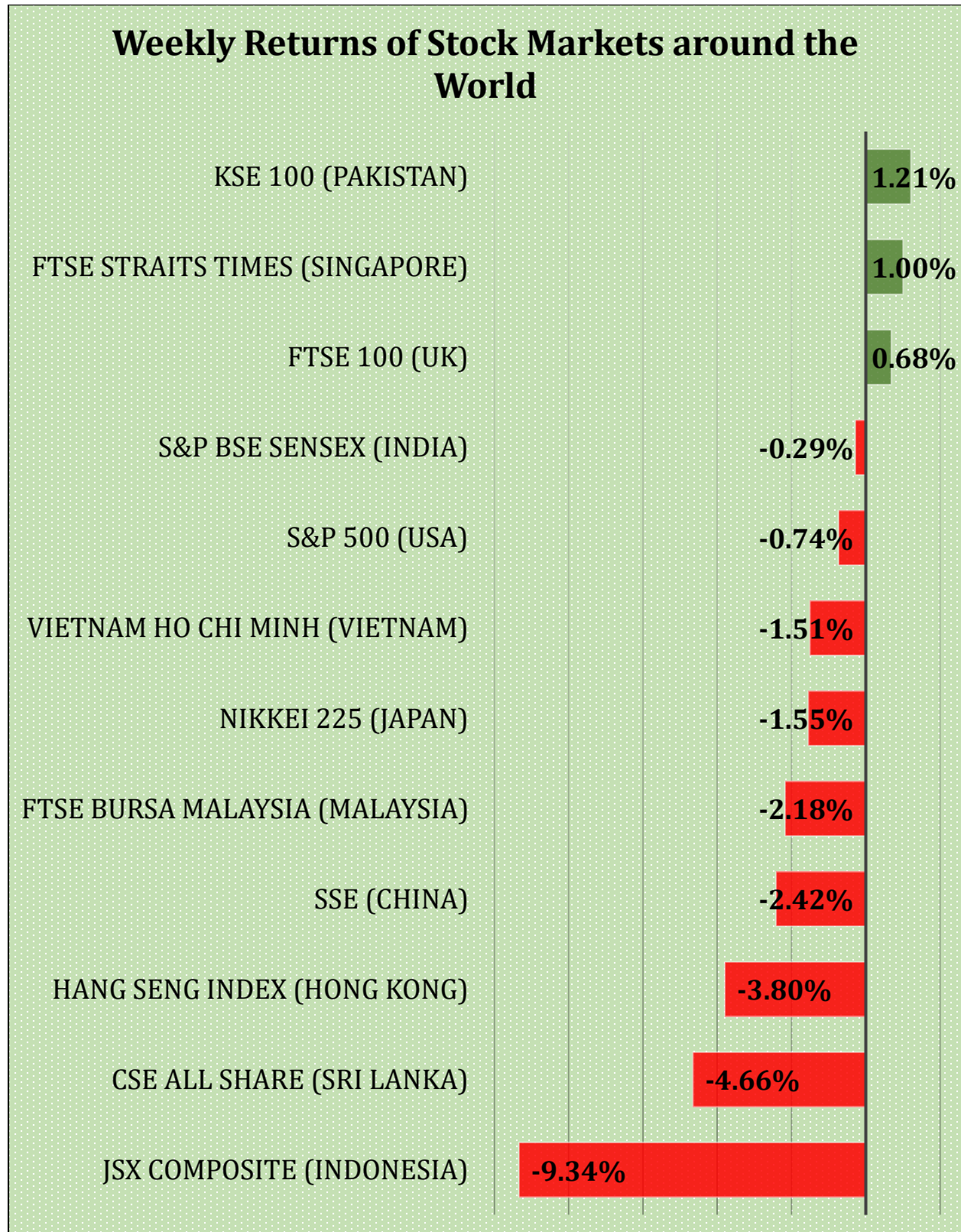
04.Primary Market Highlights

Capital Raising in Progress

Company/Fund	Amount to be Raised (Crore)	Method of Raising	Employee Amount (Crore)	EI/QI Amount (Crore)	GP Amount (Crore)	Face Value	Cut-off Price	Offer Price	Status
-	-	-	-	-	-	-	-	-	-

*N/A = Not Applicable, TBD = To Be Determined.

05. World Stock Markets





Disclaimer

This document has been prepared for information purposes only and does not solicit any action based on the material contained herein. Therefore, this document should not be considered as an offer to buy or sell or subscribe to any security. Neither Bangladesh Merchant Bankers Association nor the preparer of this report nor any other related party can be held accountable for any actions based on this report. Bangladesh Merchant Bankers Association or the preparer of this report or any other related party does not guarantee the accuracy or correctness of the data presented herein. However, reasonable care has been ensured in collecting and analyzing the data contained in this report.

Report Prepared By

Farhan Hasan

Research Analyst

farhan.hasan.official@gmail.com

Data Sources

Dhaka Stock Exchange PLC. (<https://www.dsebd.org/index.php>)

Bangladesh Securities and Exchange Commission. (<https://sec.gov.bd/home>)

Bangladesh Bank. (<https://www.bb.org.bd/en/>)

Insurance Development and Regulatory Authority. (<http://www.idra.org.bd>)

Microcredit Regulatory Authority. (<https://mra.gov.bd/>)

Bangladesh Bureau of Statistics. (<http://bbs.gov.bd/>)

ESS Bangladesh. (<https://www.essbangladesh.com/login.xhtml>)

Trading Economics. (<https://tradingeconomics.com/>)

Report Available at

Bangladesh Merchant Bankers Association (Weekly Report Tab)

(<https://www.bmba.com.bd/weekly-report/>)



Bangladesh Merchant Bankers Association

Saiham Sky View Tower (5th Floor), 45 Bijoy Nagar, Dhaka-1000

Tel: 88-02-8392158, Fax: 88-02-8392159

Email: president@bmba.com.bd

Web: www.bmba.com.bd